

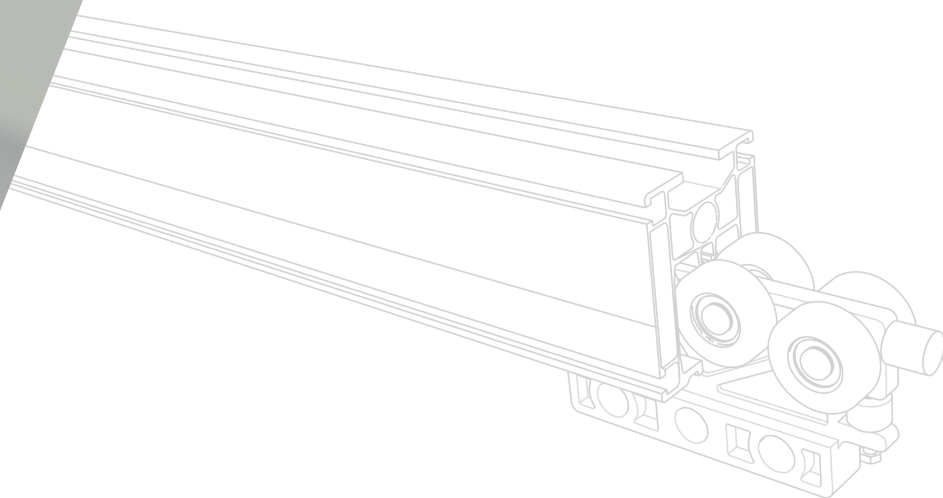
KS LINE

ED. 14

 **Alusic**

VIE DI CORSA

CRANE SYSTEMS
CARRILES DE RODADURA
CHEMINS DE ROULEMENT
KRANBAHNEN



IT

Alusic offre una vasta gamma di strutture scorrevoli, vie di corsa e carrelli. La scelta dipende solo dall'entità del carico e dalla distanza di staffaggio.

Attraverso il diagramma qui riportato si può individuare il sistema più adatto, ovviamente il dimensionamento andrà calcolato caso per caso a cura del cliente.

EN

Alusic offers a huge range of sliding structures, crane systems and carriages. The choice depends entirely on the load and support spacing.

The diagram provided allows you to identify the most suitable system; sizing must be calculated on a case-by-case basis, and is the customer's responsibility.

ES

Alusic ofrece una extensa gama de estructuras corredizas, carriles de rodadura y carros. La elección depende únicamente de la magnitud de la carga y de la distancia de fijación.

Mediante el diagrama incluido a continuación se puede determinar el sistema más idóneo; obviamente el dimensionamiento deberá ser calculado según cada caso por el cliente.

FR



Alusic offre une vaste gamme de structures coulissantes, de chemins de roulement et de chariots. Le choix dépend uniquement du poids de la charge et de la distance entre les attaches.

Le diagramme ci-dessous permet d'identifier le système le plus adapté. Naturellement, le dimensionnement sera calculé au cas par cas par le client.

DE

Alusic bietet eine große Auswahl an Schiebestructuren, Kranbahnen und Schlitten. Die Wahl hängt nur von der Gesamtlast und dem Abstand der Befestigungselemente ab.

Mittels des hier abgebildeten Diagramms kann das am besten geeignete System ermittelt werden. Die Bemessung muss natürlich von Fall zu Fall durch den Kunden erfolgen.



SISTEMI LINEARI / LINEAR SYSTEMS / SISTEMAS LINEALES / SYSTÈMES LINÉAIRES / LINEARSYSTEME



pag. 7

pag. 12

pag. 12

pag. 16

pag. 16

pag. 23

VIE DI CORSA / CRANE SYSTEMS / CARRILES DE RODADURA / CHEMINS DE ROULEMENT / KRANBAHNEN



pag. 29

pag. 35

pag. 43

pag. 55

pag. 58

pag. 64

pag. 70

pag. 76

SIMBOLI / SYMBOLS / SÍMBOLOS / SYMBOLES / SYMBOLE



Prodotto per profili serie 45 cava 8 AC

Product for series 45 8 AC slot profiles
 Producto para perfiles con ranura 8 AC serie 45
 Produit pour profilés rainure 8 AC série 45
 Produkt für Profile Nut 8 AC Reihe 45



Scatola

Box
 Caja
 Boîte
 Schachtel



Portata

Load
 Carga
 Charge
 Tragkraft

NEW

Prodotto nuovo

New product
 Nuevo producto
 Nouveau produit
 Neues Produkt

STAINLESS STEEL

Prodotto in inox

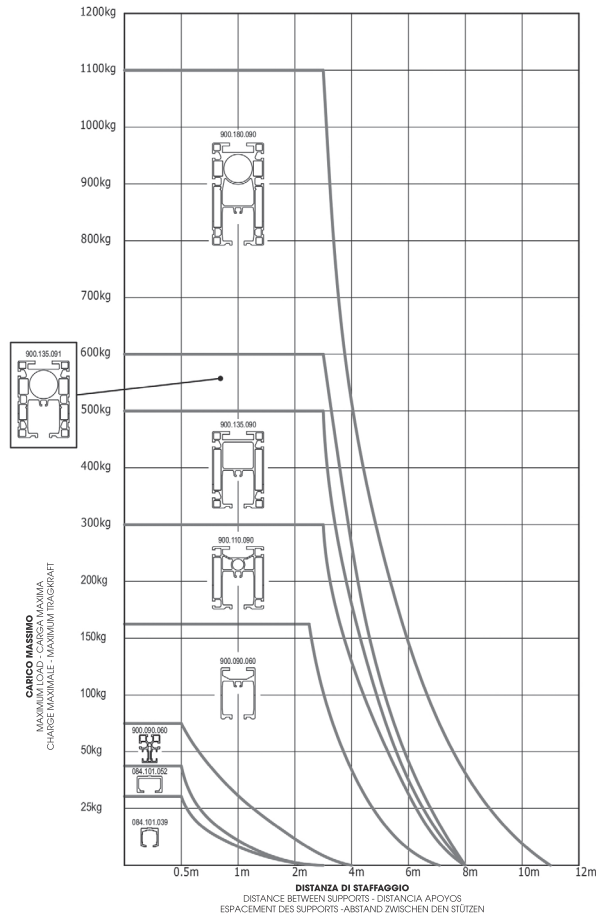
Stainless steel product
 Producto de acero inoxidable
 Produit en acier inoxydable
 Produkt aus rostfreiem Stahl

ITALIAN PATENT

Prodotto brevettato

Patented product
 Producto patentado
 Produit breveté
 Patentiertes Produkt

PATENT



COMPOSIZIONE DELLE LEGHE

CHEMICAL COMPOSITION OF ALLOYS / COMPOSICIÓN QUÍMICA DE LAS ALEACIONES
COMPOSITION CHIMIQUE DES ALLIAGES / CHEMISCHE ZUSAMMENSETZUNG DER LEGIERUNGEN

| EN-AW | Cu | Fe | Mn | Mg | Si | Zn | Cr | Ti | Al |
|-------|------|---------|------|----------|---------|------|------|------|--------------------|
| 6060 | 0.10 | 0.1-0.3 | 0.10 | 0.35-0.6 | 0.3-0.6 | 0.15 | 0.05 | 0.10 | dal 98% al 99% |
| 6063 | 0.10 | 0.35 | 0.10 | 0.45-0.9 | 0.2-0.6 | 0.10 | 0.10 | 0.10 | dal 97,5% al 98,5% |

CARATTERISTICHE MECCANICHE

MECHANICAL PROPERTIES / CARACTERÍSTICAS MECÁNICAS
CARACTÉRISTIQUES MÉCANIQUES / MECHANISCHE EIGENSCHAFTEN

| EN-AW | Rm (N/mm ²) | Rp0,2 (N/mm ²) | A (%) | HB |
|-------|-------------------------|----------------------------|-------|----|
| 6060 | 190 | 150 | 8 | 70 |
| 6063 | 215 | 170 | 8 | 75 |


CARATTERISTICHE FISICHE

PHYSICAL PROPERTIES / CARACTERÍSTICAS FÍSICAS
CARACTÉRISTIQUES PHYSIQUES / PHYSIKALISCHE EIGENSCHAFTEN

| | |
|-------------------------------|---------------------|
| E (N/mm²) | 69000 |
| ρ (Ω mm²/m) | 0.033 |
| λ W/mK | 210 |
| T_m (C°) | 615 - 655 |
| α (K⁻¹) | 25X10 ⁻⁶ |

SISTEMI LINEARI

LINEAR SYSTEMS
SISTEMAS LINEALES
SYSTÈMES LINÉAIRES
LINEARSYSTEME





IT

I componenti per i sistemi lineari Alusic rappresentano una soluzione rapida e funzionale per la realizzazione di scorrevoli, quali postazioni di lavoro movimentabili per il trasporto e il sostegno degli utensili e strumenti necessari all'attività produttiva.

I sistemi si basano su profili in alluminio estruso e carrelli in plastica o in alluminio.

EN

The components for Alusic's linear systems represent a rapid and functional way to create sliding solutions, such as movable workstations for transporting and supporting the tools and equipment needed for production.

The systems are based on extruded aluminium profiles and plastic or aluminium carriages.

ES

Los componentes para los sistemas lineales Alusic son una solución rápida y funcional para la realización de sistemas corredizos, como puestos de trabajo móviles para el transporte y la sujeción de las herramientas y los instrumentos necesarios para la actividad productiva.

Los sistemas se basan en perfiles de aluminio extruido y carros de plástico o de aluminio.

FR


Les composants pour les systèmes linéaires Alusic constituent une solution à la fois rapide et fonctionnelle pour la réalisation d'éléments coulissants, tels que postes de travail mobiles pour le transport et le soutien des outils et des instruments nécessaires aux activités de production.

Les systèmes reposent sur des profilés en aluminium extrudé et des chariots en plastique ou en aluminium.

DE

Die Komponenten für Linearsysteme von Alusic stellen eine schnelle und funktionale Lösung zur Schaffung von Schiebekonstruktionen, wie zum Beispiel bewegbare Arbeitsplätze zum Transport und zur Halterung von Instrumenten und Werkzeugen, die für die Produktionstätigkeit benötigt werden, dar.

Grundlage der Systeme bilden stranggepresste Aluminiumprofile und Schlitten aus Kunststoff oder Aluminium.






45x60


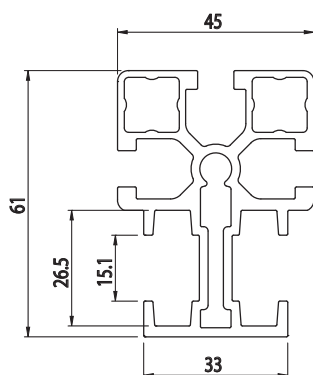
PATENT

AC
8
45

| CODICE | lx cm ⁴ | ly cm ⁴ | wx cm ³ | wy cm ³ | mm ² | Kg/m |
|--------------------|--------------------|--------------------|--------------------|--------------------|-----------------|------|
| 084.101.034 | 24,83 | 10,65 | 7,75 | 4,73 | 701 | 1,89 |



Alluminio anodizzato
 Anodised aluminium - Aluminium anodisé
 Aluminio anodizado - Eloxiertes Aluminium
Colore naturale
 Natural colour - Couleur naturelle
 Color natural - Natürliche Farbe
L=6,040 mm




45X49

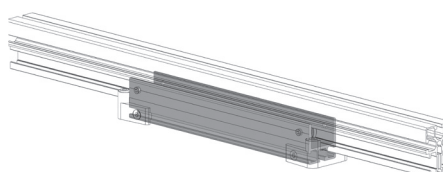
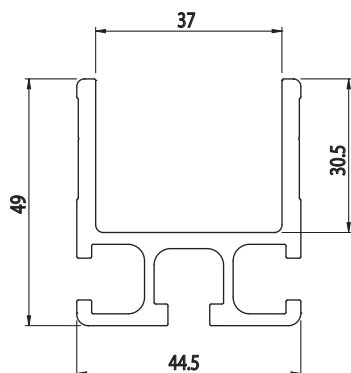
PATENT

AC
8
45

| CODICE | lx cm ⁴ | ly cm ⁴ | wx cm ³ | wy cm ³ | mm ² | Kg/m |
|--------------------|--------------------|--------------------|--------------------|--------------------|-----------------|------|
| 084.101.035 | 10,32 | 14,10 | 3,52 | 6,35 | 524 | 1,42 |



Alluminio Anodizzato
 Anodised Aluminium - Aluminium anodisé
 Aluminio anodizado - Eloxiertes Aluminium
Colore naturale
 Natural colour - Couleur naturelle
 Color natural - Natürliche Farbe
L=6,040 mm



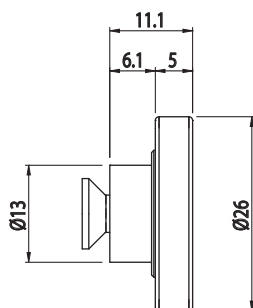



ROTELLA DI SCORRIMENTO

SLIDING ROLLER TRACK
RUEDA DE DESLIZAMIENTO
ROULETTE DE COULISSEMENT
GLEITROLLE

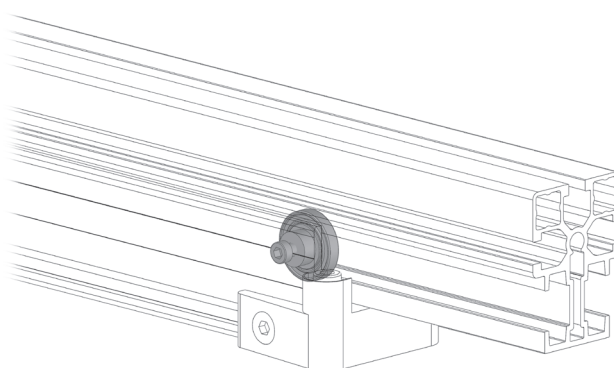
AC
8
45

| CODICE | Note | g |
|--------------------|---|----|
| 801.001.001 | Completo di vite - Complete with screws - Incluye tornillo - Visserie fournie - Einschließlich Schraube | 26 |



Acciaio zincato

Galvanised steel - Acier zingué
Acero galvanizado - Verzinkter Stahl

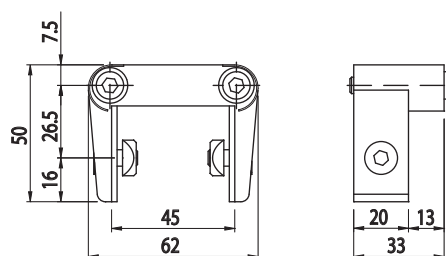



GUIDA ESTERNA

EXTERNAL GUIDE
GUÍA EXTERIOR
GUIDE EXTERNE
ÄUSSERE FÜHRUNG

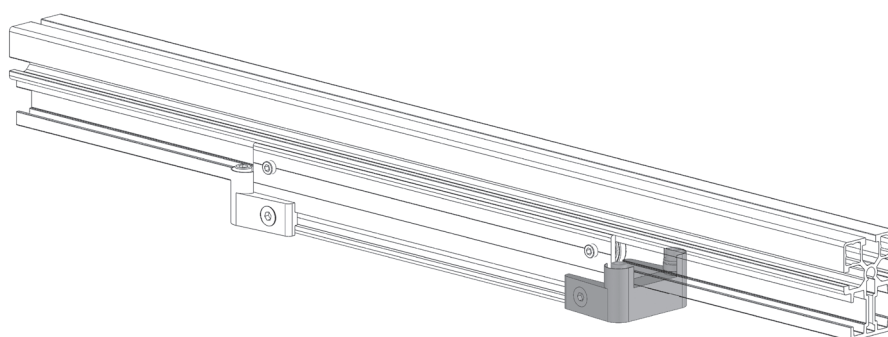
AC
8
45

| CODICE | Note | g |
|--------------------|--|-----|
| 801.001.002 | Completa di viteria - Complete with hardware - Incluye tornillería - Visserie fournie - Einschließlich Schrauben | 504 |



Poliammide grigio

Grey polyamide - Polyamide gris
Poliamida color gris - Polyamid grau






FERMO PER CARRELLO
 STOP FOR CARRIAGE
 RETÉN PARA CARRO
 ARRÊT POUR CHARIOT
 FESTSTELLER FÜR WAGEN

AC
 8
 45

| CODICE | Note | g |
|--------------------|--|-----|
| 801.001.003 | Completo di viteria - Complete with hardware - Incluye tornillería - Visserie fournie - Einschließlich Schrauben | 778 |



Poliammide grigio

Grey polyamide - Polyamide gris
 Poliamida color gris - Polyamid grau


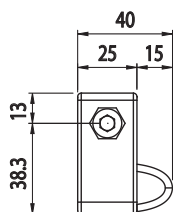
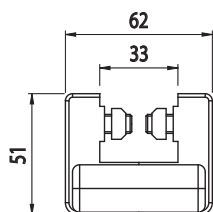
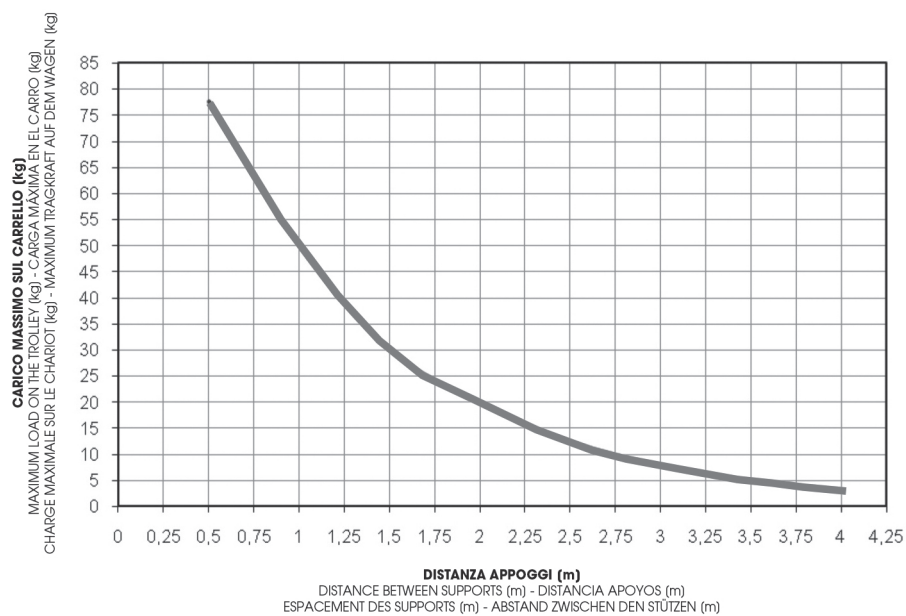
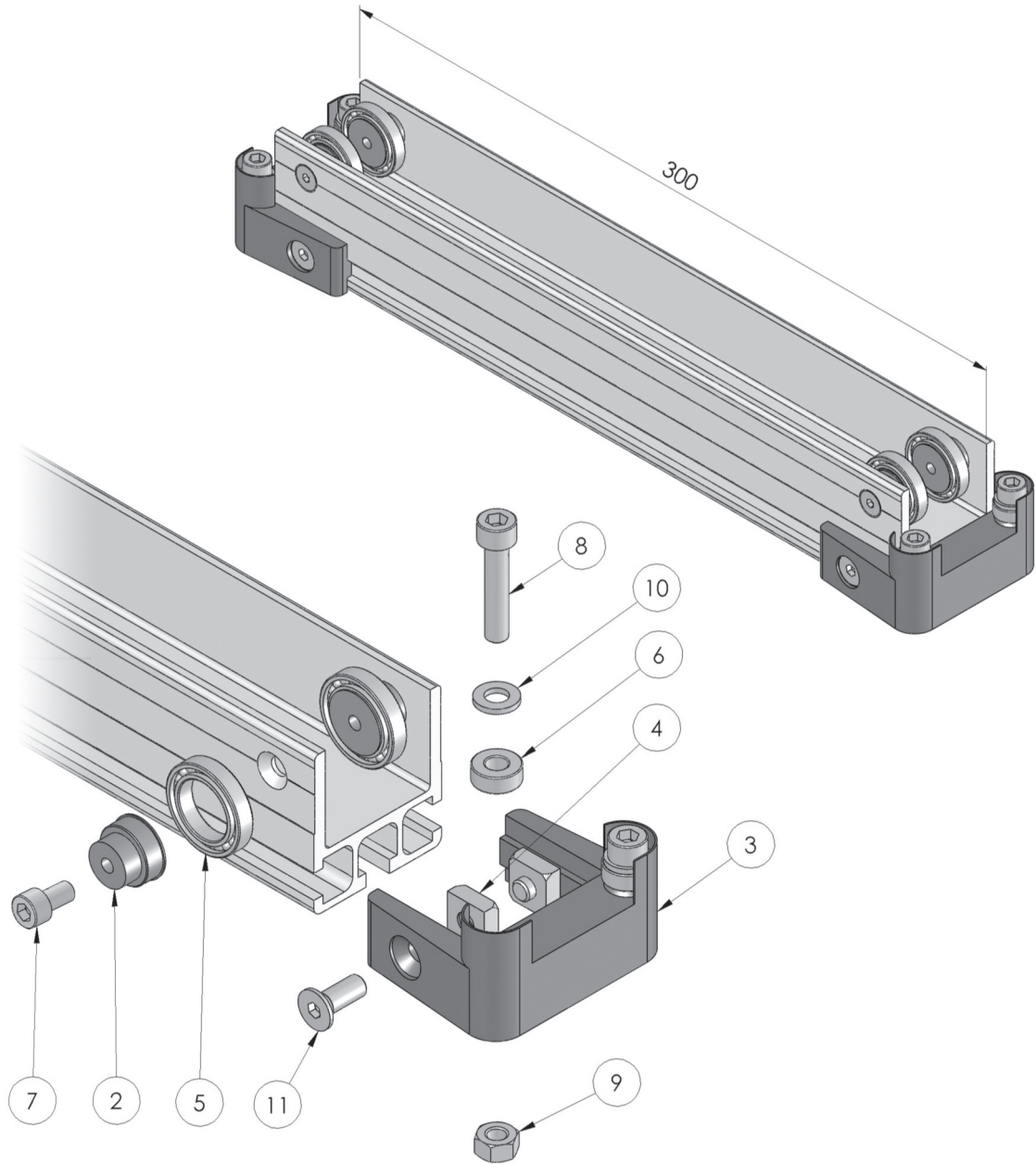


DIAGRAMMA PORTATE CARRELLO
 TROLLEY LOAD DIAGRAM - DIAGRAMA DE CARGA DEL CARRO
 DIAGRAMME DE CHARGE DU CHARIOT - TRAGKRAFTDIAGRAMM DES WAGENS





CARRELLO STANDARD IN ALLUMINIO L = 300 COD. 801.300.000
 STANDARD ALUMINIUM TROLLEY L = 300 COD. 801.300.000
 CARRO ESTÁNDAR DE ALUMINIO L = 300 COD. 801.300.000
 CHARIOT STANDARD EN ALUMINIUM L = 300 RÉF. 801.300.000
 STANDARDSCHLITTEN AUS ALUMINIUM L = 300 CODE 801.300.000



| | | |
|-----------|-------------|-----------|
| 11 | 0616UNI5933 | 2 |
| 10 | 06UNI6592 | 4 |
| 9 | 06UNI5588 | 4 |
| 8 | 0630UNI5931 | 4 |
| 7 | 0516UNI5933 | 8 |
| 6 | 801.001.004 | 4 |
| 5 | 801.001.003 | 4 |
| 4 | 084.302.003 | 4 |
| 3 | 801.001.002 | 2 |
| 2 | 801.001.001 | 4 |
| 1 | 801.300.001 | 1 |
| N. | COD. | Q. |



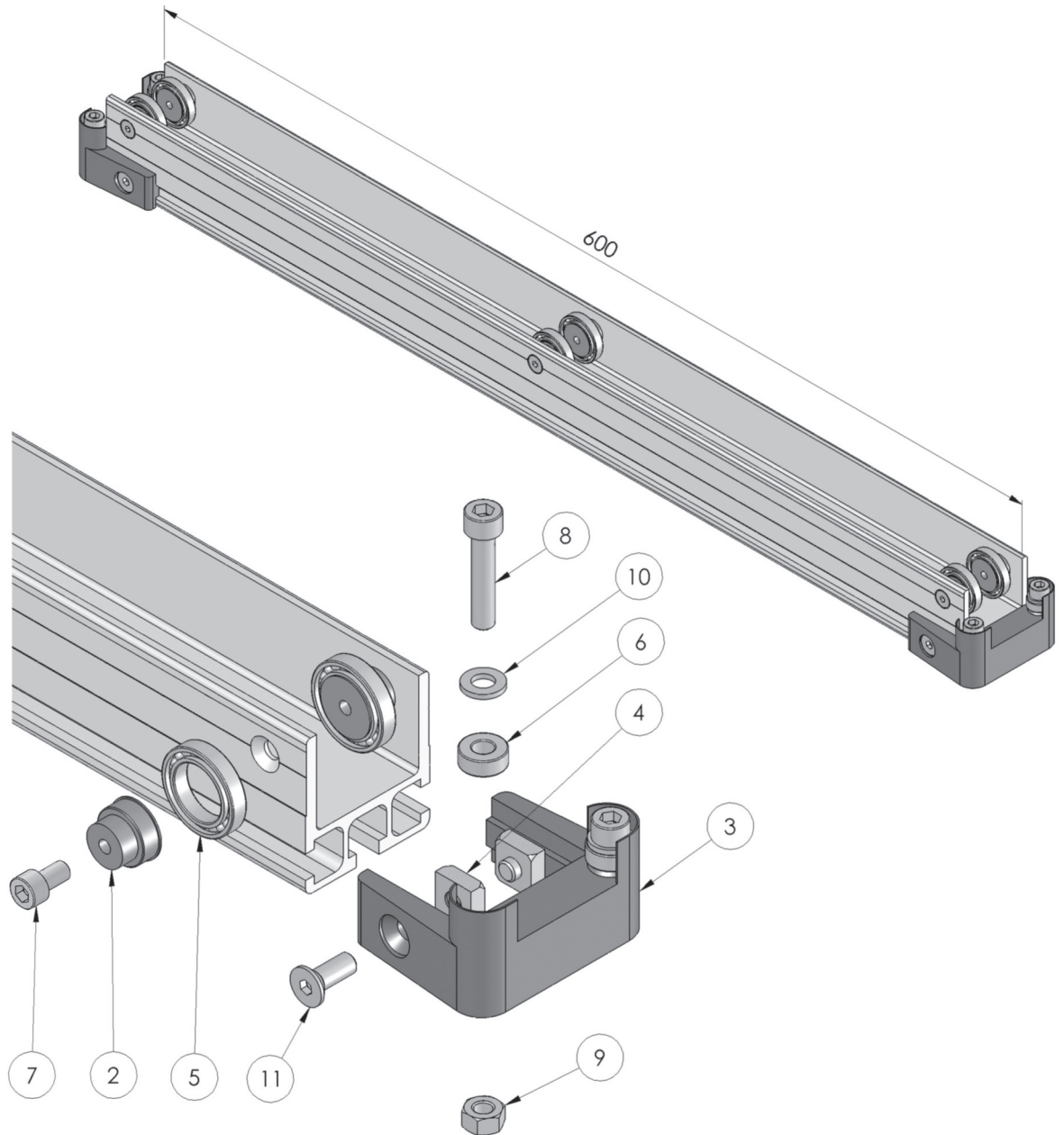
CARRELLO STANDARD IN ALLUMINIO L = 600 COD. 801.600.000

STANDARD ALUMINIUM TROLLEY L = 600 COD. 801.600.000

CARRO ESTÁNDAR DE ALUMINIO L = 600 COD. 801.600.000

CHARIOT STANDARD EN ALUMINIUM L = 600 RÉF. 801.600.000

STANDARDSCHLITTEN AUS ALUMINIUM L = 600 CODE 801.600.000

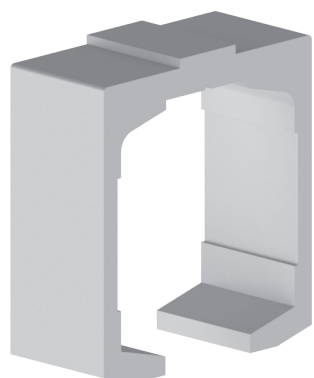


| | | |
|-----------|-------------|-----------|
| 11 | 0616UNI5933 | 2 |
| 10 | 06UNI6592 | 4 |
| 9 | 06UNI5588 | 4 |
| 8 | 0630UNI5931 | 4 |
| 7 | 0516UNI5933 | 10 |
| 6 | 801.001.004 | 4 |
| 5 | 801.001.003 | 6 |
| 4 | 084.302.003 | 4 |
| 3 | 801.001.002 | 2 |
| 2 | 801.001.001 | 6 |
| 1 | 801.600.001 | 1 |
| N. | COD. | Q. |



30x33

| CODICE | lx cm ⁴ | ly cm ⁴ | wx cm ³ | wy cm ³ | mm ² | Kg/m |
|--------------------|--------------------|--------------------|--------------------|--------------------|-----------------|------|
| 084.101.039 | 12,67 | 23,89 | 8,45 | 14,05 | 283,81 | 0,61 |



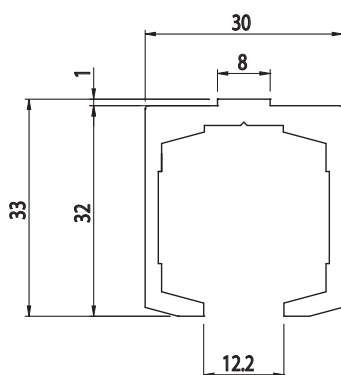
Alluminio anodizzato

Anodised aluminium - Aluminium anodisé
Aluminio anodizado - Eloxiertes Aluminium

Colore naturale


Natural colour - Couleur naturelle
Color natural - Natürliche Farbe

L=6,040 mm



CARRELLO
CARRIAGE
CARRO
CHARIOT
SCHLITTEN

| CODICE | Note | g |
|--------------------|--|----|
| 084.535.001 | Completo di fine corsa - Complete with end stop - Incluye final de carrera - Avec fin de course - Einschließlich Endanschlag | 65 |



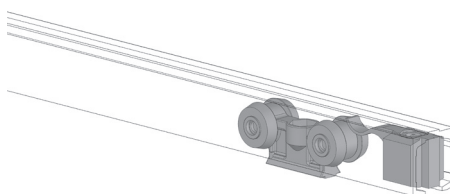
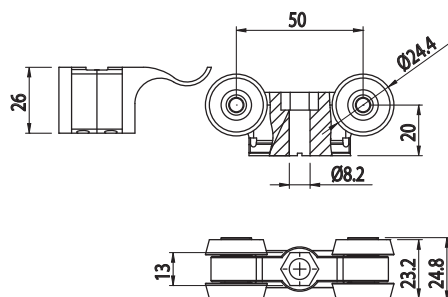
Poliammide nero

Black polyamide - Polyamide noir
Poliamida color negro - Polyamid schwarz

Portata 15 Kg

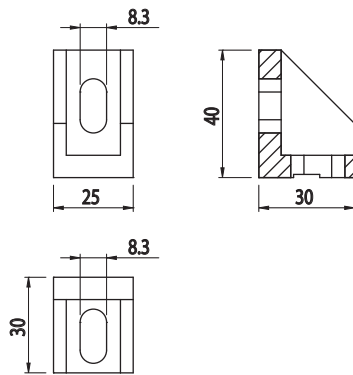
Load 15 Kg - Charge 15 Kg
Carga 15 Kg - Tragkraft 15 Kg

Portata 15 Kg Kg





ANGOLARE DI FISSAGGIO
 ANGLE BRACKET
 ANGULAR DE FIJACIÓN
 CORNIÈRE DE FIXATION
 BEFESTIGUNGSWINKELSTÜCK

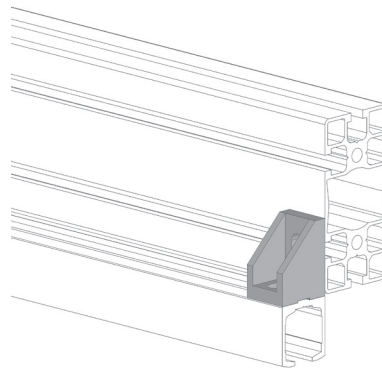


| CODICE | Note | g |
|--------------------|--|----|
| 084.535.002 | Per guida 084.101.039 - For 084.101.039 guide - Para guía 084.101.039 - Pour guide 084.101.039 - Für Führung 084.101.039 | 40 |

Alluminio burattato

Tumbled aluminium - Aluminium poli au tonneau
 Aluminio pulido - Trowalisiertes Aluminium

Portata 15 kgKg





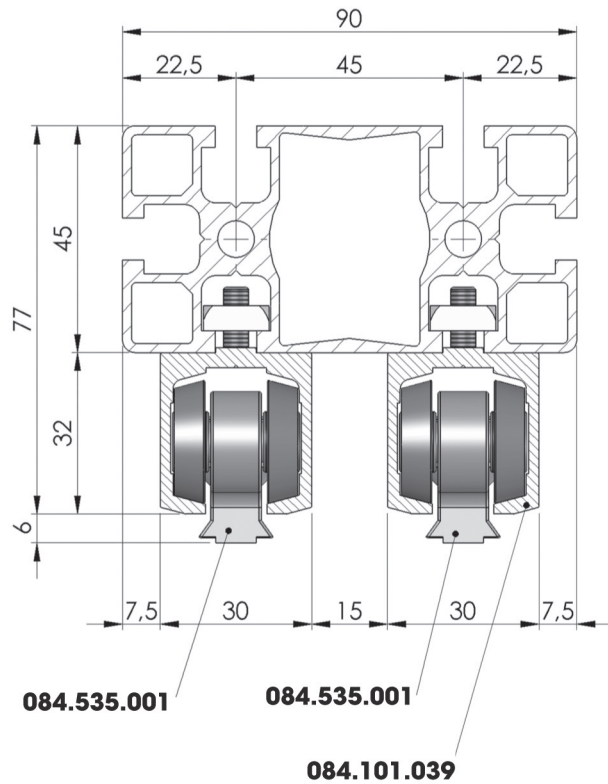
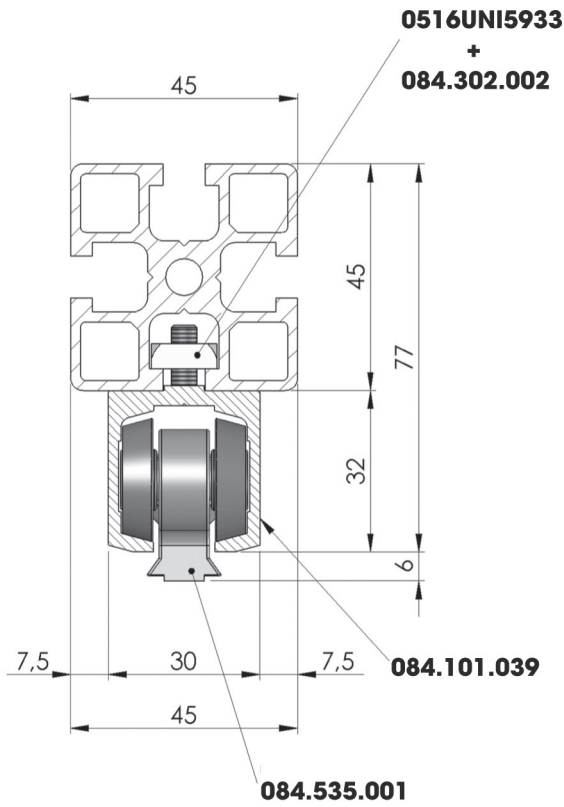
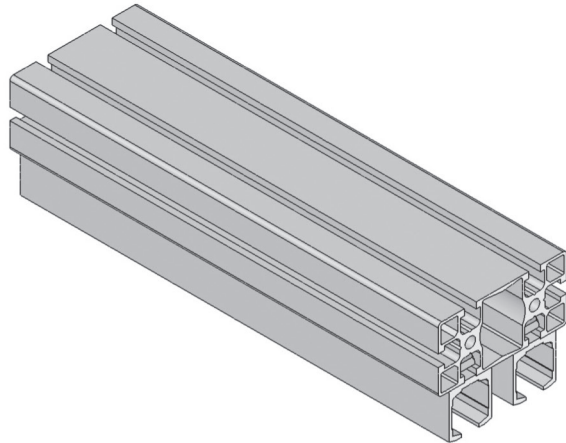

ESEMPI DI MONTAGGIO PER SISTEMI LINEARI

EXAMPLES OF LINEAR SYSTEMS ASSEMBLY

EJEMPLOS DE MONTAJE PARA SISTEMAS LINEARES

EXEMPLES D'INSTALLATION POUR SYSTÈMES LINÉAIRES

MONTAGEBEISPIELE FÜR LINEARE SYSTEME





ESEMPI DI MONTAGGIO PER SISTEMI LINEARI
 EXAMPLES OF LINEAR SYSTEMS ASSEMBLY
 EJEMPLOS DE MONTAJE PARA SISTEMAS LINEARES
 EXEMPLES D'INSTALLATION POUR SYSTÈMES LINÉAIRES
 MONTAGEBEISPIELE FÜR LINEARE SYSTEME

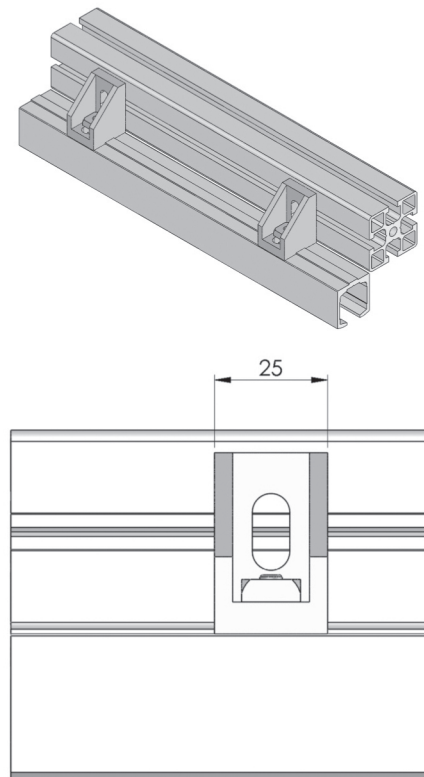
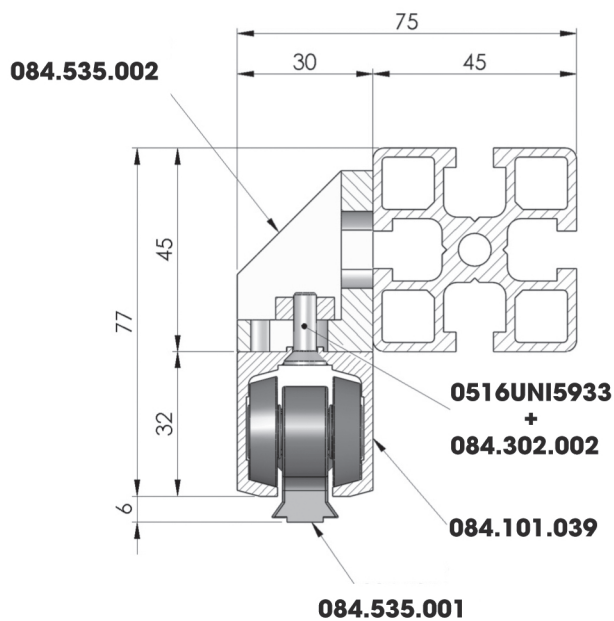
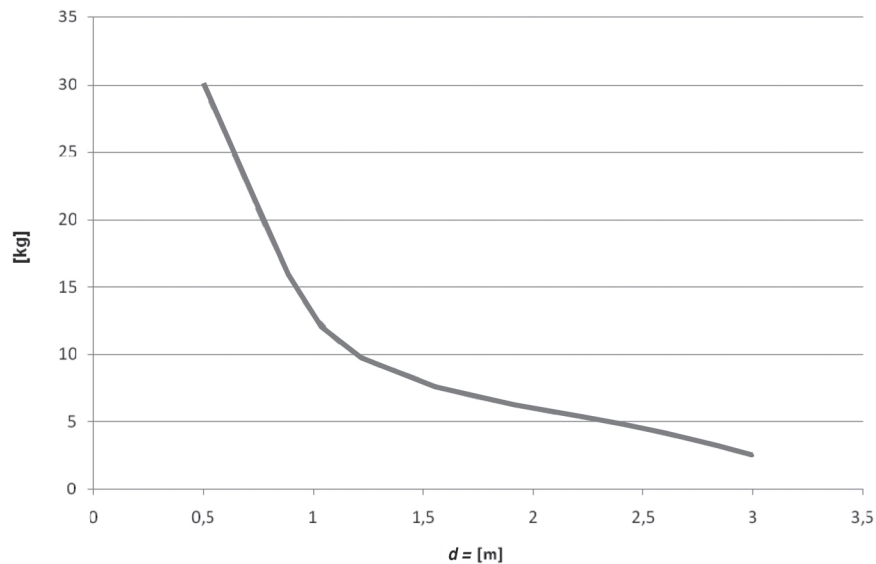


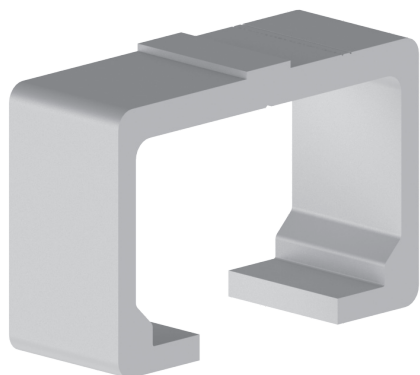
DIAGRAMMA PORTATE CARRELLO 084.535.001
 MAXIMUM LOAD ON TROLLEY 084.535.001
 DIAGRAMA CAPACIDAD DE CARRO 084.535.001
 TABLEAU DES CAPACITÉS DE CHARIOT 084.535.001
 TRAGLAST DIAGRAMM DER SCHLITTEN 084.535.001





36x55

| CODICE | lx cm ⁴ | ly cm ⁴ | wx cm ³ | wy cm ³ | mm ² | Kg/m |
|--------------------|--------------------|--------------------|--------------------|--------------------|-----------------|------|
| 084.101.052 | 10,03 | 21,03 | 4,78 | 8,74 | 566 | 1,53 |



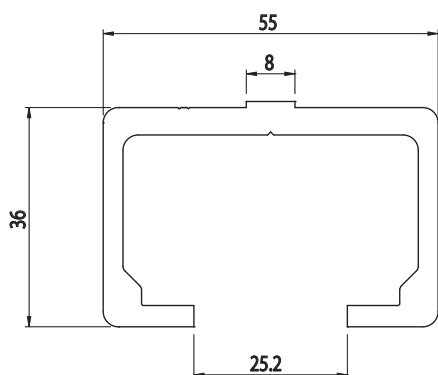
Alluminio anodizzato

Anodised aluminium - Aluminium anodisé
Aluminio anodizado - Eloxiertes Aluminium

Colore naturale

Natural colour - Couleur naturelle
Color natural - Natürliche Farbe


L=6,040 mm



CARRELLO
CARRIAGE
CARRO
CHARIOT
SCHLITTEN

PATENT

| CODICE | Note | g |
|--------------------|---|-----|
| 800.019.101 | Per vite M8 - For M8 screw - Para tornillo M8 - Pour vis M8 - Für Schraube M8 | 225 |



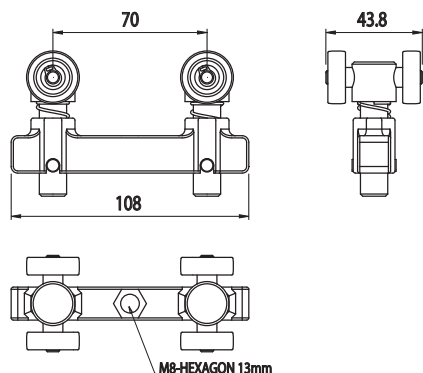
Poliammide nero

Black polyamide - Polyamide noir
Poliamida color negro - Polyamid schwarz

Portata 20 Kg

Load 20 Kg - Portata 20 Kg
Carga 20 Kg - Tragkraft 20 Kg

Portata 20 Kg Kg






CARRELLO
CARRIAGE
CARRO
CHARIOT
SCHLITTEN

PATENT

| CODICE | Note | g |
|--------------------|---|-----|
| 800.019.102 | Con occhiello - With eyelet - Con ojete - Avec anneau - Mit Öse | 235 |



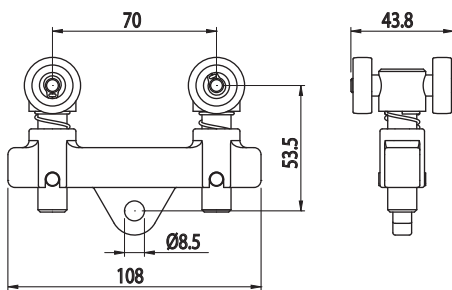
Poliammide nero

Black polyamide - Polyamide noir
Poliamida color negro - Polyamid schwarz

Portata 20 Kg

Load 20 Kg - Charge 20 Kg
Carga 20 Kg - Tragkraft 20 Kg


Portata 20 Kg Kg



CARRELLO
CARRIAGE
CARRO
CHARIOT
SCHLITTEN

PATENT

| CODICE | Note | g |
|--------------------|---|-----|
| 800.019.109 | Per vite M8 - For M8 screw - Para tornillo M8 - Pour vis M8 - Für Schraube M8 | 365 |



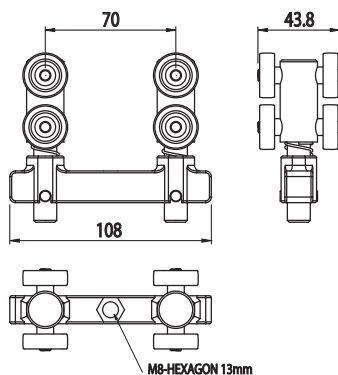
Poliammide nero

Black polyamide - Polyamide noir
Poliamida color negro - Polyamid schwarz

Portata 20 Kg

Load 20 Kg - Charge 20 Kg
Carga 20 Kg - Tragkraft 20 Kg

Portata 20 Kg Kg






CARRELLO
CARRIAGE
CARRO
CHARIOT
SCHLITTEN

PATENT

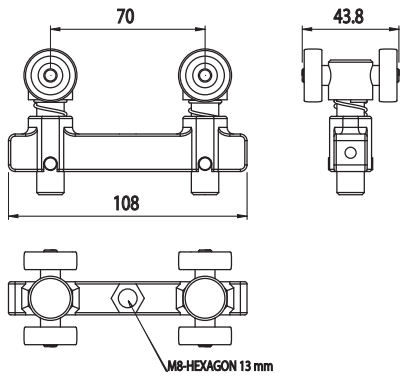
| CODICE | Note | g |
|--------------------|---|-----|
| 800.019.103 | Per vite M8 - For M8 screw - Para tornillo M8 - Pour vis M8 - Für Schraube M8 | 260 |



Alluminio
Aluminium - Aluminium
Aluminio - Aluminium

Portata 40 Kg
Load 40 Kg - Charge 40 Kg
Carga 40 Kg - Tragkraft 40 Kg


Portata 40 Kg Kg



CARRELLO
CARRIAGE
CARRO
CHARIOT
SCHLITTEN

PATENT

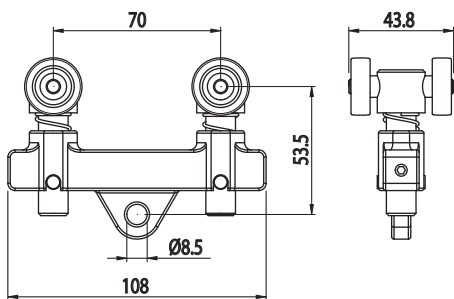
| CODICE | Note | g |
|--------------------|---|-----|
| 800.019.104 | Con occhiello - With eyelet - Con ojete - Avec anneau - Mit Öse | 275 |



Alluminio
Aluminium - Aluminium
Aluminio - Aluminium

Portata 40 Kg
Load 40 Kg - Charge 40 Kg
Carga 40 Kg - Tragkraft 40 Kg

Portata 40 kgKg





CARRELLO
CARRIAGE
CARRO
CHARIOT
SCHLITTEN

PATENT

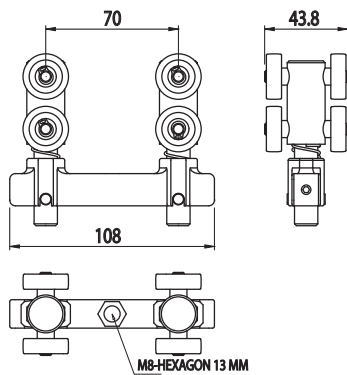


| CODICE | Note | g |
|--------------------|---|-----|
| 800.019.108 | Per vite M8 - For M8 screw - Para tornillo M8 - Pour vis M8 - Für Schraube M8 | 400 |

Alluminio
Aluminium - Aluminium
Aluminio - Aluminium

Portata 40 Kg
Load 40 Kg - Charge 40 Kg
Carga 40 Kg - Tragkraft 40 Kg


Portata 40 kgKg





FERMO DI FINE CORSA

END STOP
TOPE DE FINAL DE CARRERA
ARRÊT DE FIN DE COURSE
ENDANSCHLAG



| CODICE | Note | g |
|--------------------|--|-----|
| 800.019.107 | Completo di viteria - Complete with hardware - Incluye tornillería - Visserie fournie - Komplett mit Schrauben | 100 |

Poliammide nero

Black polyamide - Polyamide noir
Poliamida color negro - Polyamid schwarz

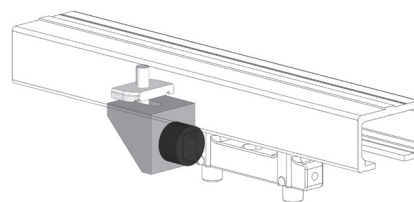
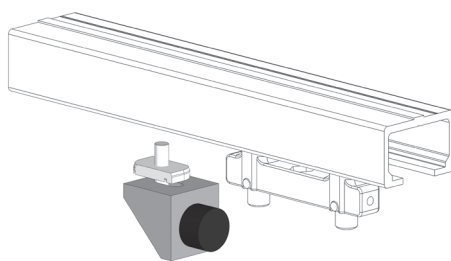
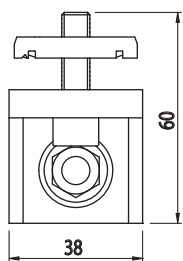
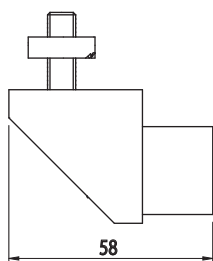
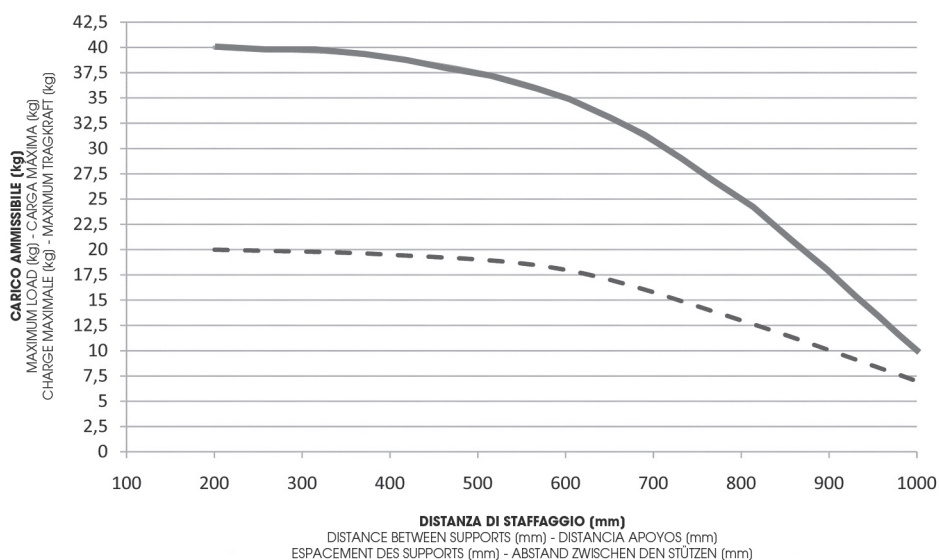


DIAGRAMMA PORTATE CARRELLO

TROLLEY LOAD DIAGRAM - DIAGRAMA DE CARGA DEL CARRO
DIAGRAMME DE CHARGE DU CHARIOT - TRAGKRAFTDIAGRAMM DES WAGENS

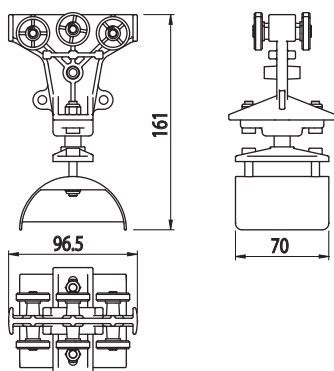


Carrelli in alluminio
 Aluminium trolleys - Carros de aluminio
 Chariots en aluminium - Wagen aus Aluminium

Carrelli in plastica
 Plastic trolleys - Carros de plástico
 Chariots en plastique - Wagen aus Kunststoff

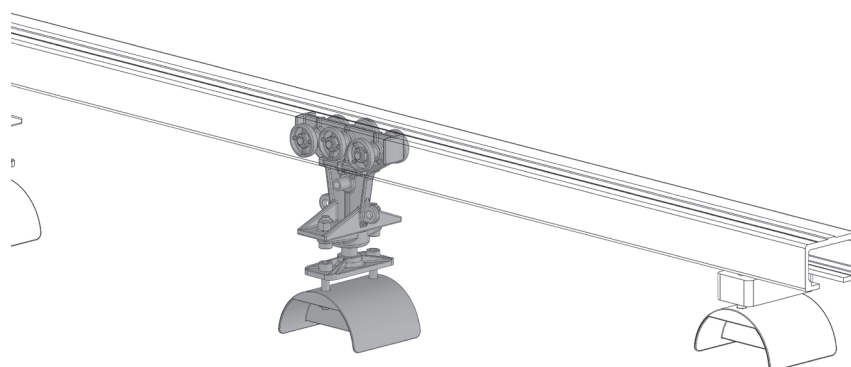


CARRELLO PER CAVI
 CARRIAGE FOR CABLES
 CARRO PARA CABLES
 CHARIOT POUR CÂBLES
 SCHLITTEN FÜR KABEL

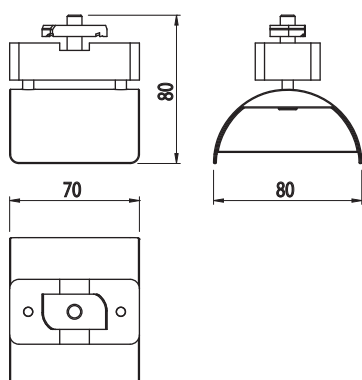



| CODICE | Note | g |
|--------------------|--|-----|
| 800.019.032 | Sia rigido che snodato - Both rigid and articulated - Tanto rígido como articulado - Rigide et articulé - Sowohl starr als auch mit Gelenk | 200 |

Poliammide nero
 Black polyamide - Polyamide noir
 Poliamida color negro - Polyamid schwarz

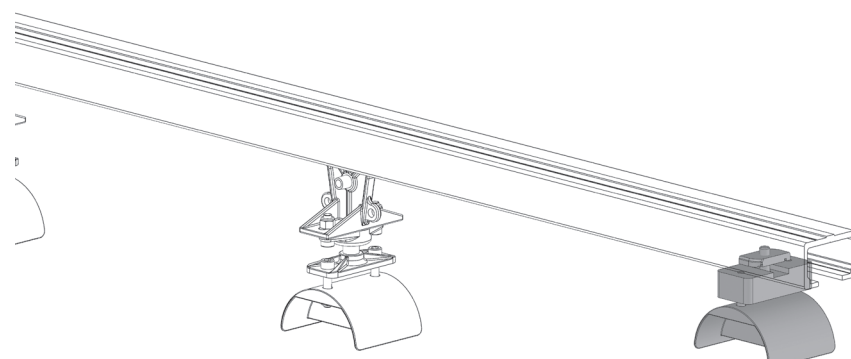


PUNTO FISSO
 FIXED POINT
 PUNTO FIJO
 POINT FIXE
 FESTER PUNKT



| CODICE | Note | g |
|--------------------|--|-----|
| 800.019.033 | Per cavi - For cables - Para cables - Pour câbles - Für Kabel | 160 |

Poliammide nero
 Black polyamide - Polyamide noir
 Poliamida color negro - Polyamid schwarz

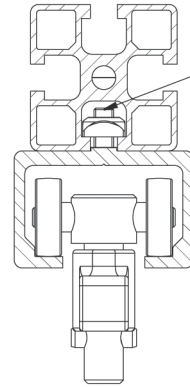





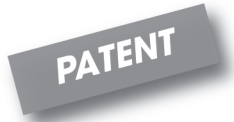
ESEMPI DI MONTAGGIO PER SISTEMI LINEARI
EXAMPLES OF LINEAR SYSTEMS ASSEMBLY
EJEMPLOS DE MONTAJE PARA SISTEMAS LINEARES
EXEMPLES D'INSTALLATION POUR SYSTÈMES LINÉAIRES
MONTAGEBEISPIELE FÜR LINEARE SYSTEME

TESTED FOR MORE THAN 300 KM

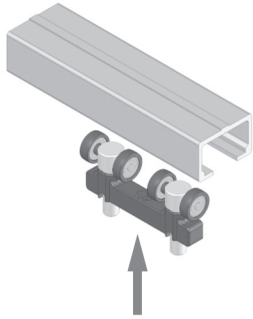
TESTATI PER OLTRE 300 KM
PROBADOS POR MÁS DE 300 KM
TESTÉS SUR PLUS DE 300 KM
ÜBER 300 KM GETESTET



0616 UNI 5933 + 084.302.003

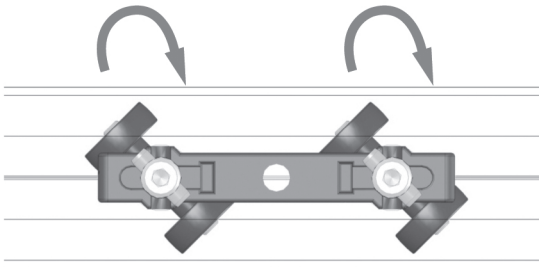


1



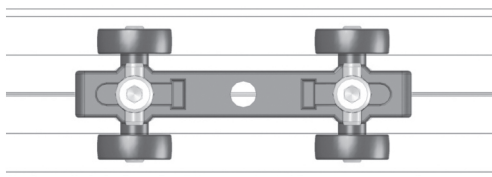
Insertion of trolley in any point of the profile
Inserimento del carrello in qualunque punto del profilo
Introducción del carro en cualquier punto del perfil
Insertion du chariot à n'importe quel point du profil
Einsetzen des Schlittens an jedem beliebigen Punkt des Profils

2

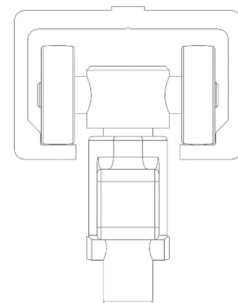
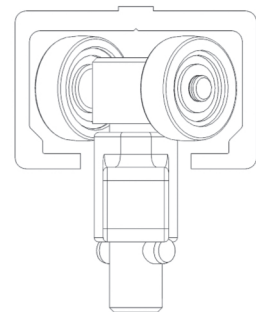
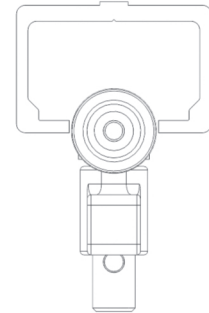


Rotation of wheels axis with a simple hexagonal spanner
Rotazione degli assi delle ruote con una semplice chiave esagonale
Rotación de los ejes de las ruedas con una simple llave hexagonal
Rotation des axes des roulettes avec une simple clé à six pans
Drehung der Radachsen mit einfachem Sechskantschlüssel

3



Easy sliding without stops thanks to four independent wheels
Scorrimento facile e senza impuntamenti grazie alle quattro ruote indipendenti
Deslizamiento fácil y sin agarrotamientos gracias a las cuatro ruedas independientes
Coulissement facilité et sans blocage, grâce aux quatre roulettes indépendantes
Leichtes Gleiten ohne Verklemmen durch die 4 unabhängigen Räder






GUIDA PRISMATICA 90°

90° PRISMATIC GUIDE
GUÍA PRISMÁTICA 90°
GUIDE PRISMATIQUE 90°
PRISMENFÜHRUNG 90°

AC
8
45

| CODICE | lx cm ⁴ | ly cm ⁴ | wx cm ³ | wy cm ³ | mm ² | Kg/m |
|--------------------|--------------------|--------------------|--------------------|--------------------|-----------------|------|
| 084.530.001 | 145,74 | 42,00 | 29,15 | 16,80 | 1712 | 4,86 |



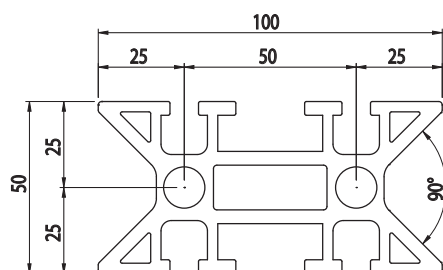
Alluminio anodizzato

Anodised aluminium - Aluminium anodisé
Aluminio anodizado - Eloxiertes Aluminium

Colore naturale

Natural colour - Couleur naturelle
Color natural - Natürliche Farbe

L=6,040 mm




GUIDA PRISMATICA 90°

90° PRISMATIC GUIDE
GUÍA PRISMÁTICA 90°
GUIDE PRISMATIQUE 90°
PRISMENFÜHRUNG 90°

AC
8
45

| CODICE | lx cm ⁴ | ly cm ⁴ | wx cm ³ | wy cm ³ | mm ² | Kg/m |
|--------------------|--------------------|--------------------|--------------------|--------------------|-----------------|-------|
| 084.530.002 | 368,70 | 94,69 | 56,72 | 31,56 | 2767 | 11,06 |



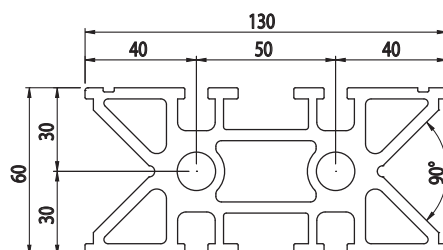
Alluminio anodizzato

Anodised aluminium - Aluminium anodisé
Aluminio anodizado - Eloxiertes Aluminium

Colore naturale

Natural colour - Couleur naturelle
Color natural - Natürliche Farbe

L=6,040 mm






GUIDA PRISMATICA 90°

90° PRISMATIC GUIDE
GUÍA PRISMÁTICA 90°
GUIDE PRISMATIQUE 90°
PRISMENFÜHRUNG 90°

AC
8
45

| CODICE | lx cm ⁴ | ly cm ⁴ | wx cm ³ | wy cm ³ | mm ² | Kg/m |
|--------------------|--------------------|--------------------|--------------------|--------------------|-----------------|-------|
| 084.530.003 | 1101,30 | 156,00 | 122,37 | 52,00 | 3726 | 11,06 |



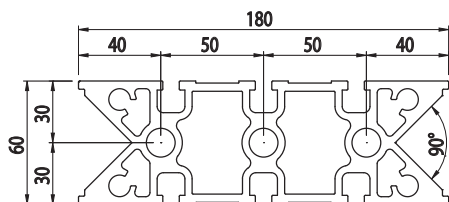
Alluminio anodizzato

Anodised aluminium - Aluminium anodisé
Aluminio anodizado - Eloxiertes Aluminium

Colore naturale

Natural colour - Couleur naturelle
Color natural - Natürliche Farbe


L=6,040 mm



RUOTA PRISMATICA Ø60

Ø60 PRISMATIC WHEEL
RUEDA PRISMÁTICA Ø60
ROUE PRISMATIQUE Ø60
PRISMENRAD Ø60

| CODICE | Note | g |
|--------------------|---|-----|
| 084.530.004 | Carico radiale 800 N - Carico assiale 200 N - Radial load 800 N - Axial load 200 N - Carga radial 800 N - Carga axial 200 N - Charge radiale 800 N - Charge axiale 200 N - Radiallast 800 N - Axiallast 200 N | 150 |

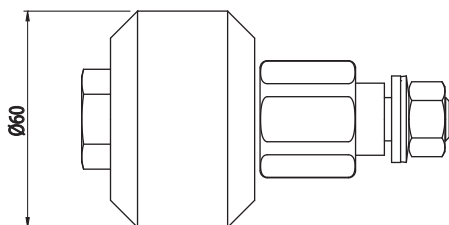


Poliammide nero, acciaio

Black polyamide, steel - Polyamide noir, acier

Poliamida color negro, acero - Schwarzes

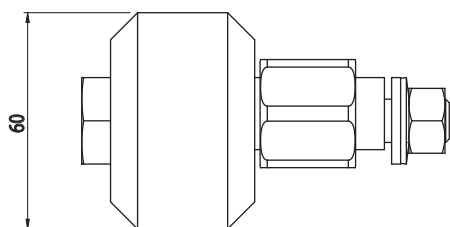

Polyamid, Stahl





RUOTA PRISMATICA Ø60

Ø60 PRISMATIC WHEEL
RUEDA PRISMÁTICA Ø60
ROUE PRISMATIQUE Ø60
PRISMENRAD Ø60



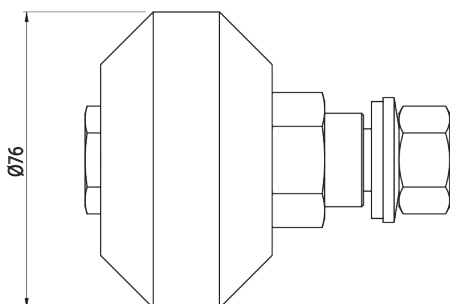

| CODICE | Note | g |
|--------------------|---|-----|
| 084.530.005 | Carico radiale 800 N - Carico assiale 200 N - Radial load 800 N - Axial load 200 N - Carga radial 800 N - Carga axial 200 N - Charge radiale 800 N - Charge axiale 200 N - Radiallast 800 N - Axiallast 200 N | 150 |

Poliammide nero, acciaio

Black polyamide, steel - Polyamide noir, acier
Poliamida color negro, acero - Schwarzes Polyamid, Stahl

RUOTA PRISMATICA Ø76

Ø76 PRISMATIC WHEEL
RUEDA PRISMÁTICA Ø76
ROUE PRISMATIQUE Ø76
PRISMENRAD Ø76



| CODICE | Note | g |
|--------------------|---|-----|
| 084.530.006 | Carico radiale 800 N - Carico assiale 200 N - Radial load 800 N - Axial load 200 N - Carga radial 800 N - Carga axial 200 N - Charge radiale 800 N - Charge axiale 200 N - Radiallast 800 N - Axiallast 200 N | 225 |


Poliammide nero, acciaio

Black polyamide, steel - Polyamide noir, acier
Poliamida color negro, acero - Schwarzes Polyamid, Stahl



RUOTA PRISMATICA Ø76

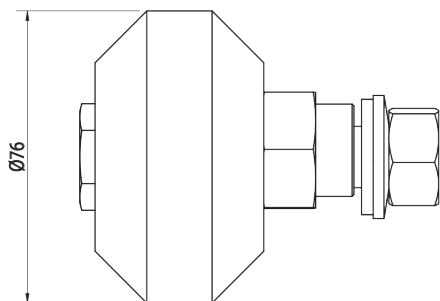
Ø76 PRISMATIC WHEEL
RUEDA PRISMÁTICA Ø76
ROUE PRISMATIQUE Ø76
PRISMENRAD Ø76



| CODICE | Note | g |
|--------------------|---|-----|
| 084.530.007 | Carico radiale 800 N - Carico assiale 200 N - Radial load 800 N - Axial load 200 N - Carga radial 800 N - Carga axial 200 N - Charge radiale 800 N - Charge axiale 200 N - Radiallast 800 N - Axiallast 200 N | 225 |


Poliammide nero, acciaio

Black polyamide, steel - Polyamide noir, acier
Poliamida color negro, acero - Schwarzes Polyamid, Stahl



VIE DI CORSA

CRANE SYSTEMS
CARRILES DE RODADURA
CHEMINS DE ROULEMENT
KRANBAHNEN





IT Il sistema utilizza profili in alluminio estruso EN AW 6063 T6 con profondità di trattamento in classe 20 µm e seguono le tolleranze indicate nella norma UNI-EN 12020-2.

Inoltre garantisce l'assoluta compatibilità con i profili e gli accessori serie 45 cava 8.

EN The system uses EN AW 6063 T6 extruded aluminium profiles with a 20 µm anodising treatment, according to the tolerances specified in EN 12020-2.

Complete compatibility with series 45 8 mm slot profiles and accessories is also guaranteed.

ES El sistema utiliza perfiles de aluminio extruido EN AW 6063 T6 con una profundidad de tratamiento de clase 20 µm y que cumplen las tolerancias establecidas por la norma UNI-EN 12020-2.


Además, garantiza la completa compatibilidad con los perfiles y los accesorios serie 45 con ranura de 8.

FR Le système est réalisé avec des profilés en aluminium extrudé EN AW 6063 T6 à profondeur de traitement en classe 20 µm, conformes aux tolérances indiquées dans la norme UNI-EN 12020-2.

Il garantit également une compatibilité totale avec les profilés et avec les accessoires série 45 rainure 8.

DE Das System verwendet stranggepresste Aluminiumprofile EN AW 6063 T6 mit einer 20 µm dicken Schutzschicht und den in der Norm UNI EN 12020-2 angegebenen Toleranzen.

Außerdem wird die vollständige Kompatibilität mit den Profilen und dem Zubehör der Reihe 45 Nut 8 gewährleistet.

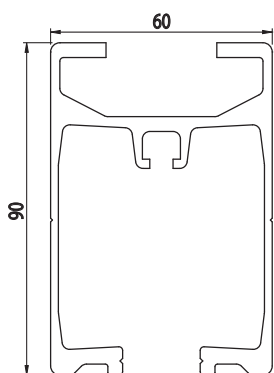





90x60

AC
8
45

| CODICE | lx cm ⁴ | ly cm ⁴ | wx cm ³ | wy cm ³ | mm ² | Kg/m |
|--------------------|--------------------|--------------------|--------------------|--------------------|-----------------|------|
| 900.090.060 | 96,89 | 55,73 | 20,19 | 18,58 | 1027 | 2,78 |



Alluminio anodizzato

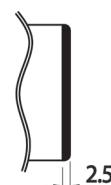

Anodised aluminium - Aluminium anodisé
Aluminio anodizado - Eloxiertes Aluminium

Colore naturale

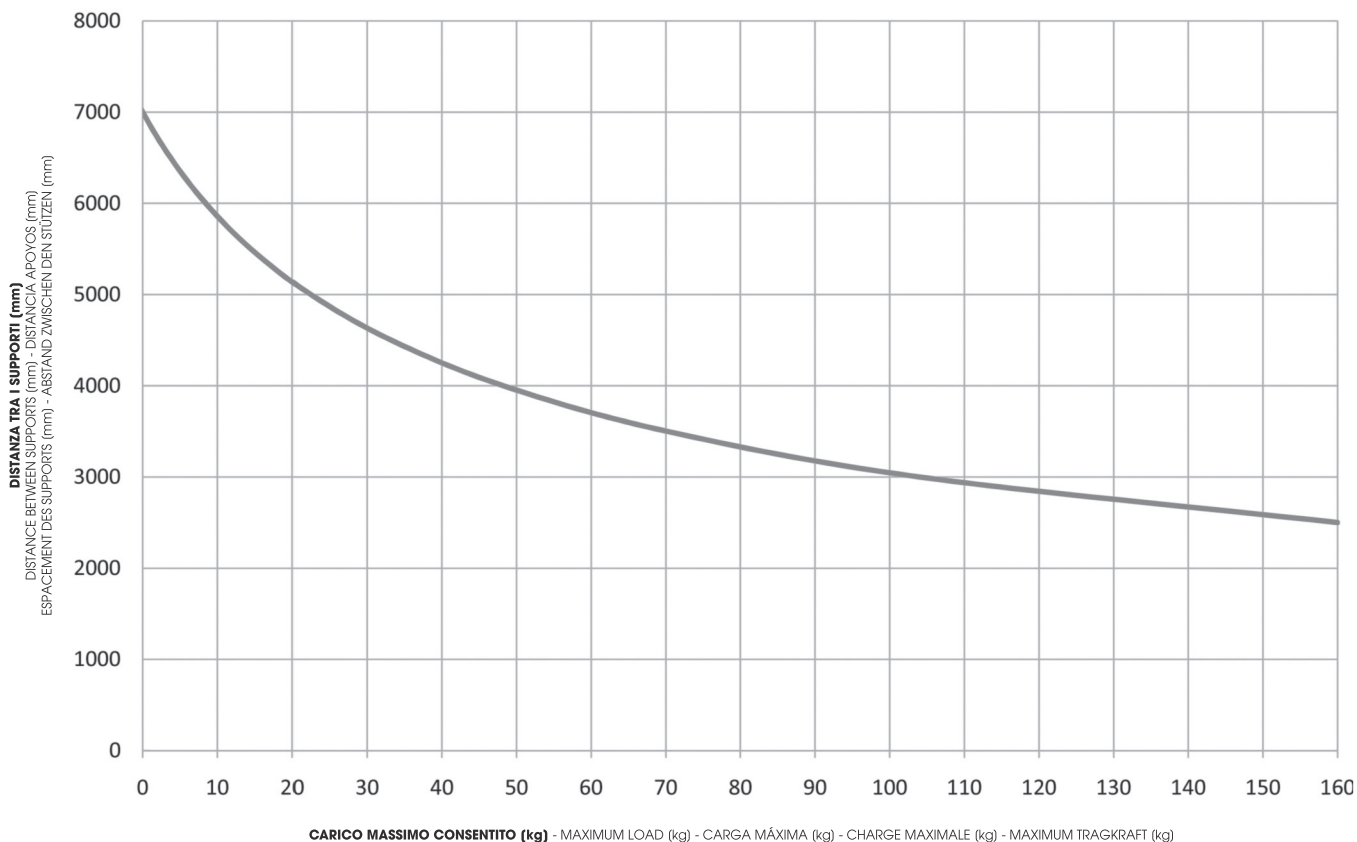
Natural colour - Couleur naturelle
Color natural - Natürliche Farbe

L=6,040 mm

Tappo - Cap - Tapón - Embout - Abdeckkappe



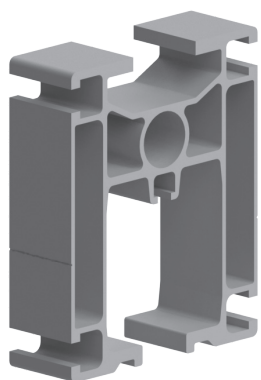
| CODICE | Materiale | g | Colore |
|--------------------|-----------|----|--------|
| 900.400.001 | PA | 20 | ■ |



110x90

AC
8
45

| CODICE | lx cm ⁴ | ly cm ⁴ | wx cm ³ | wy cm ³ | mm ² | Kg/m |
|--------------------|--------------------|--------------------|--------------------|--------------------|-----------------|------|
| 900.110.090 | 263,00 | 171,94 | 47,82 | 38,20 | 1905 | 5,15 |



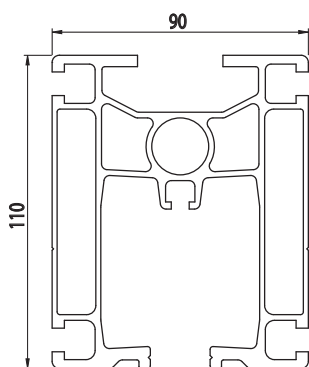
Alluminio anodizzato

Anodised aluminium - Aluminium anodisé
Aluminio anodizado - Eloxiertes Aluminium

Colore naturale

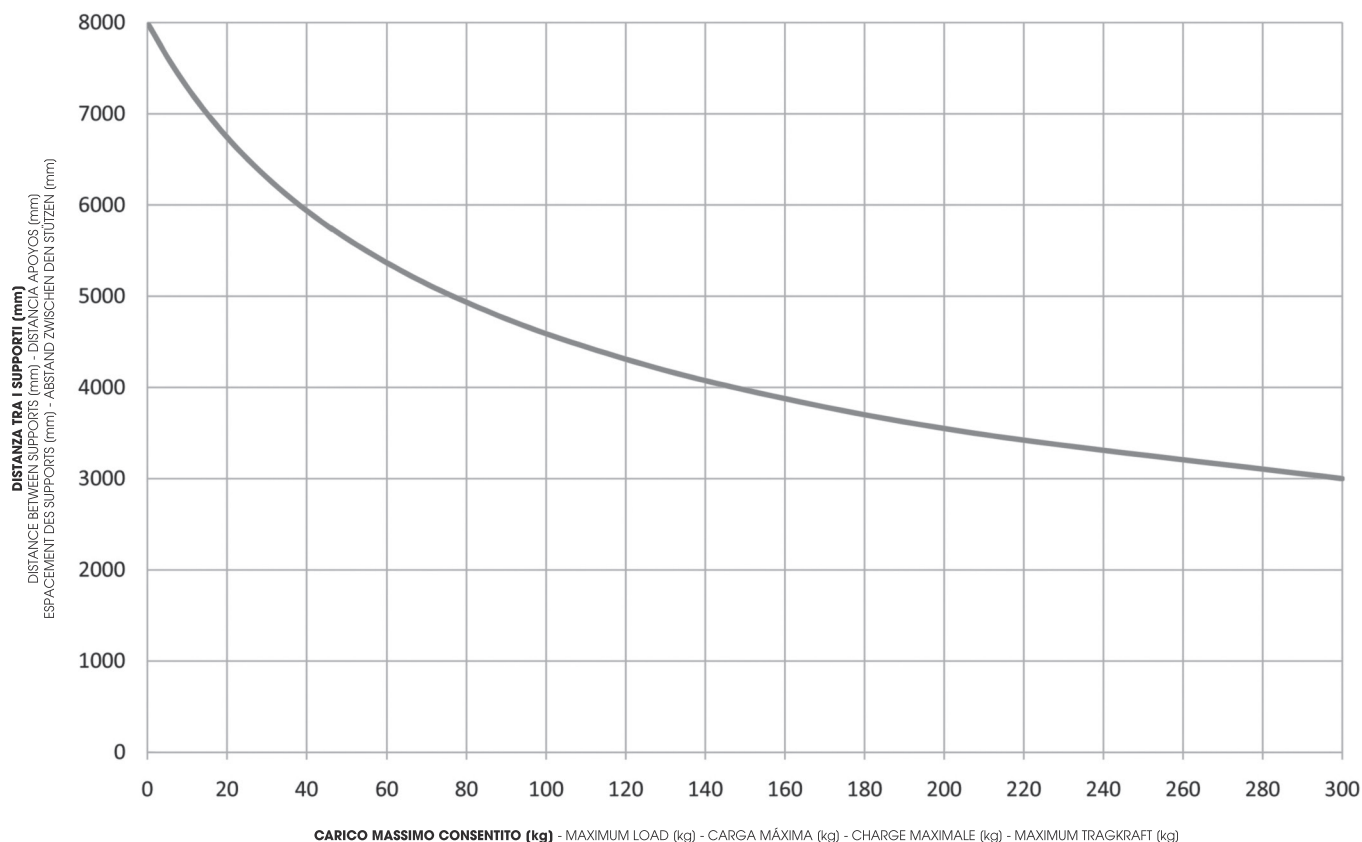
Natural colour - Couleur naturelle
Color natural - Natürliche Farbe

L=6,040m



Tappo - Cap - Tapòn - Embout - Abdeckkappe

| CODICE | Materiale | g | Colore |
|--------------------|-----------|----|--------|
| 900.400.002 | PA | 35 | ■ |






135x90

AC
8
45

| CODICE | lx cm ⁴ | ly cm ⁴ | wx cm ³ | wy cm ³ | mm ² | Kg/m |
|--------------------|--------------------|--------------------|--------------------|--------------------|-----------------|------|
| 900.135.091 | 533,00 | 274,30 | 73,01 | 60,96 | 2986 | 8,06 |



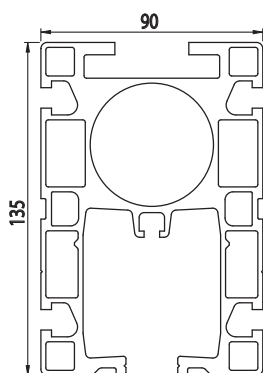
Alluminio anodizzato

Anodised aluminium - Aluminium anodisé
Aluminio anodizado - Eloxiertes Aluminium

Colore naturale

Natural colour - Couleur naturelle
Color natural - Natürliche Farbe

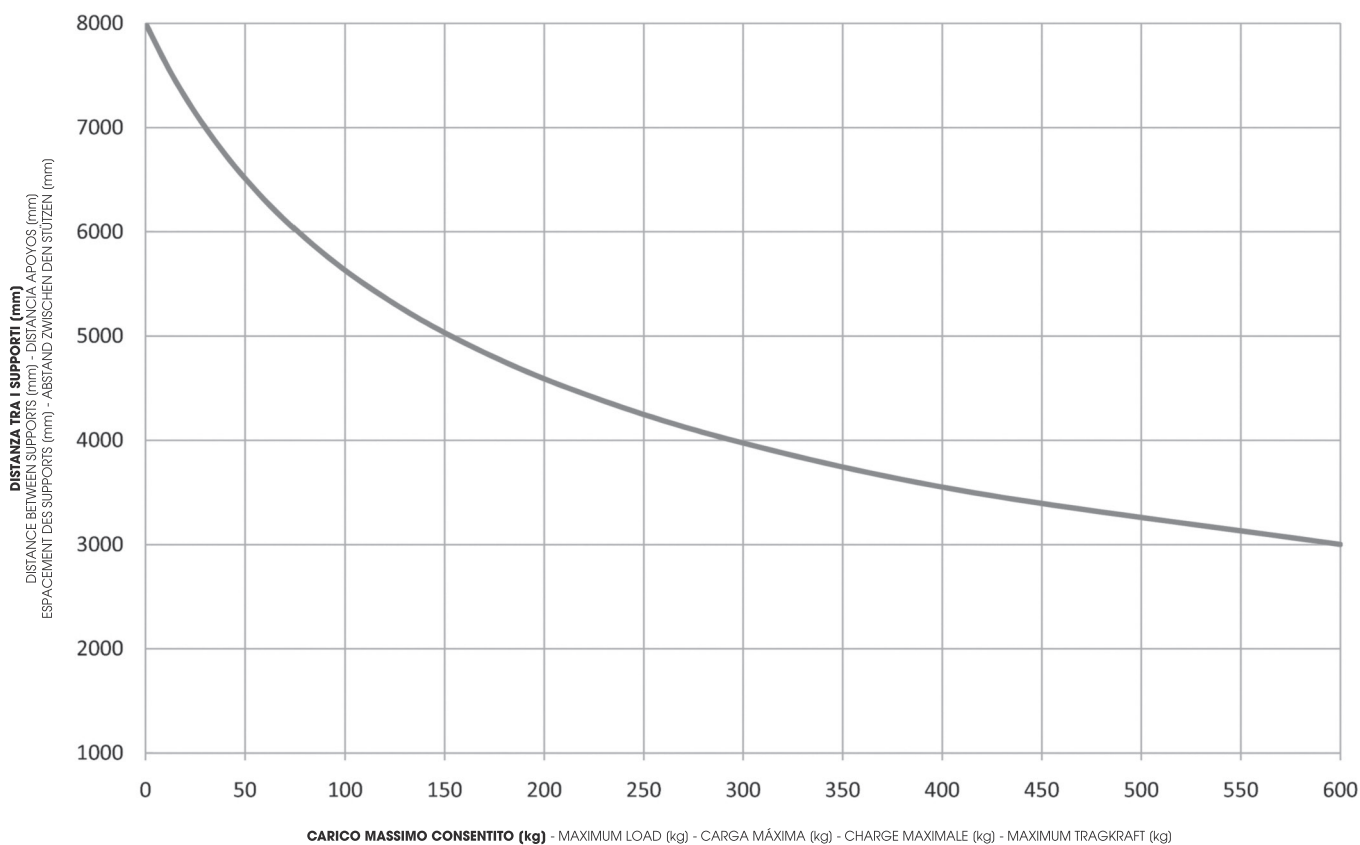
L=6,040 mm



Tappo - Cap - Tapón - Embout - Abdeckkappe



| CODICE | Materiale | g | Colore |
|--------------------|-----------|----|--------|
| 900.400.003 | PA | 45 | ■ |






135x90

AC
8
45

| CODICE | lx cm ⁴ | ly cm ⁴ | wx cm ³ | wy cm ³ | mm ² | Kg/m |
|--------------------|--------------------|--------------------|--------------------|--------------------|-----------------|------|
| 900.135.090 | 503,19 | 238,91 | 70,88 | 53,09 | 2480 | 6,70 |



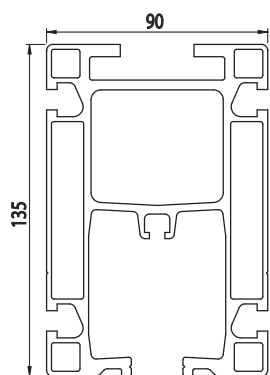
Alluminio anodizzato

Anodised aluminium - Aluminium anodisé
Aluminio anodizado - Eloxiertes Aluminium

Colore naturale

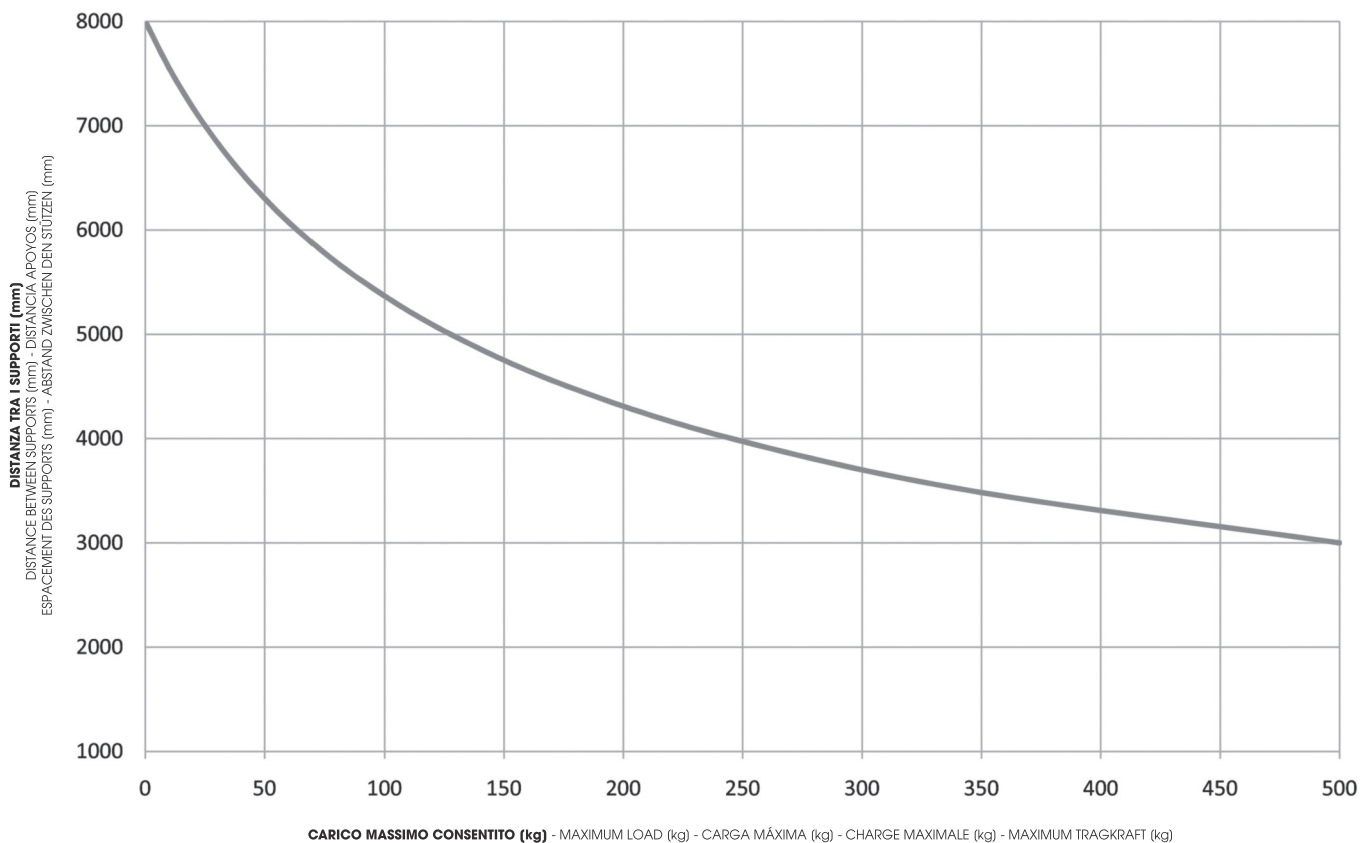
Natural colour - Couleur naturelle
Color natural - Natürliche Farbe

L=6,040m



Tappo - Cap - Tapòn - Embout - Abdeckkappe

| CODICE | Materiale | g | Colore |
|--------------------|-----------|----|--------|
| 900.400.003 | PA | 45 | ■ |






180x90

AC
8
45

| CODICE | lx cm ⁴ | ly cm ⁴ | wx cm ³ | wy cm ³ | mm ² | Kg/m |
|--------------------|--------------------|--------------------|--------------------|--------------------|-----------------|------|
| 900.180.090 | 1149,45 | 322,05 | 116,07 | 71,57 | 3397 | 9,20 |



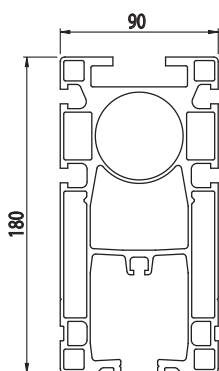
Alluminio anodizzato

Anodised aluminium - Aluminium anodisé
Aluminio anodizado - Eloxiertes Aluminium

Colore naturale

Natural colour - Couleur naturelle
Color natural - Natürliche Farbe

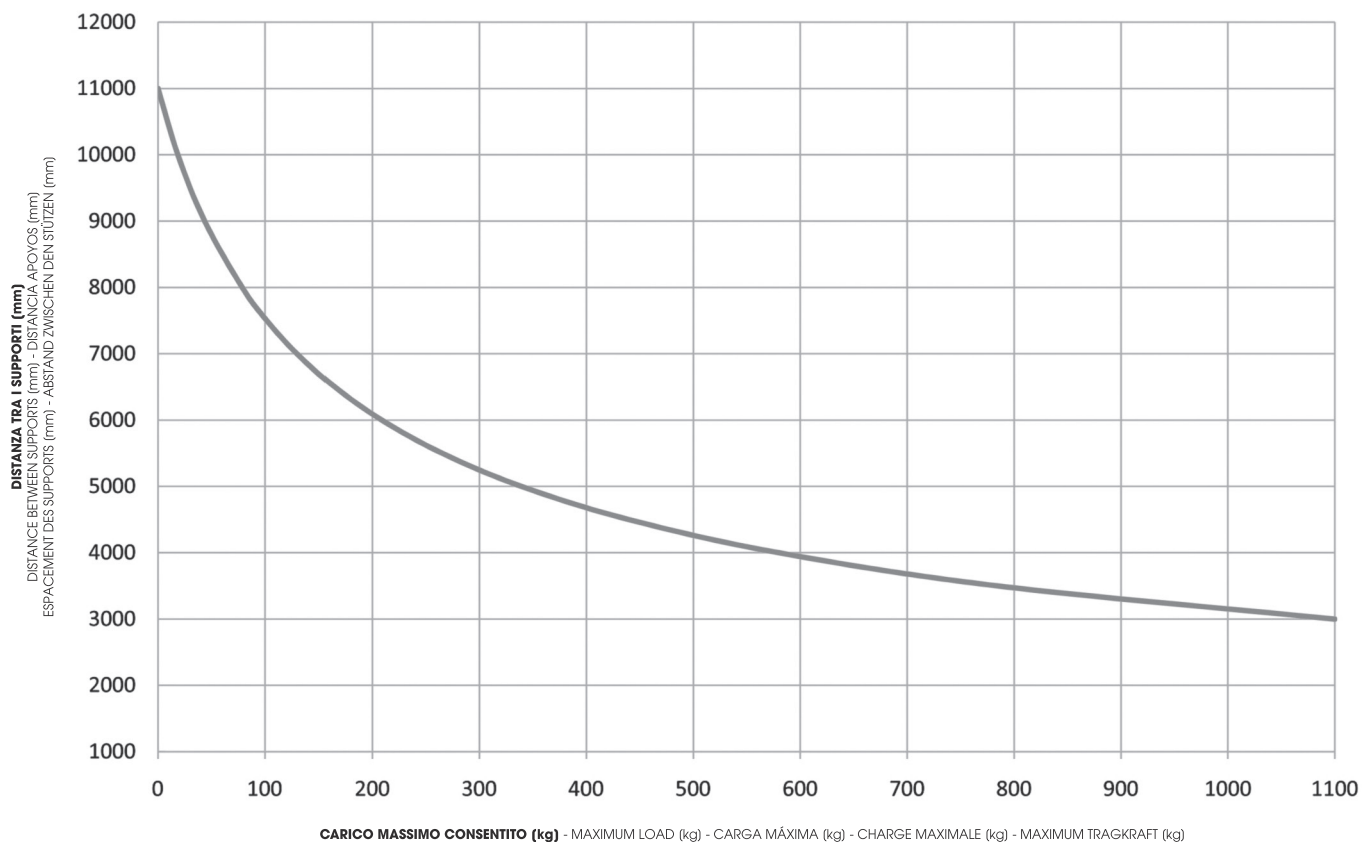
L=6,040 mm



Tappo - Cap - Tapón - Embout - Abdeckkappe




| CODICE | Materiale | g | Colore |
|--------------------|-----------|----|--------|
| 900.400.004 | PA | 58 | ■ |





AC
8
45

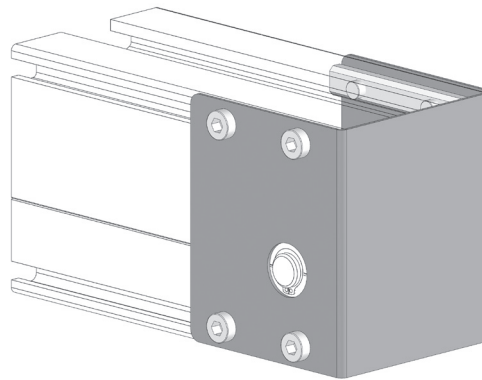
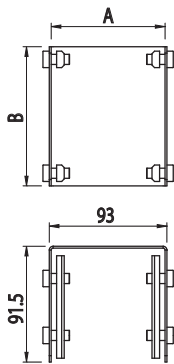
TAPPI IN ACCIAIO
STEEL CAPS
TAPONES DE ACERO
BOUTONS EN ACIER
ABDECKKAPPEN AUS STAHL



| CODICE | Note | g |
|--------------------|--------------------------------------|-----|
| 900.400.011 | 900.100.090 A=90, B=110 | 500 |
| 900.400.012 | 900.135.090, 900.135.091 A=90, B=135 | 500 |
| 900.400.013 | 900.180.090 A=90, B=180 | 700 |


Acciaio zincato
Galvanised steel - Acier zingué
Acero galvanizado - Verzinkter Stahl

Ordinabili su richiesta
Can be ordered on request - Disponi-
bles sur demande
Bajo solicitud - Auf Anfrage bestellbar



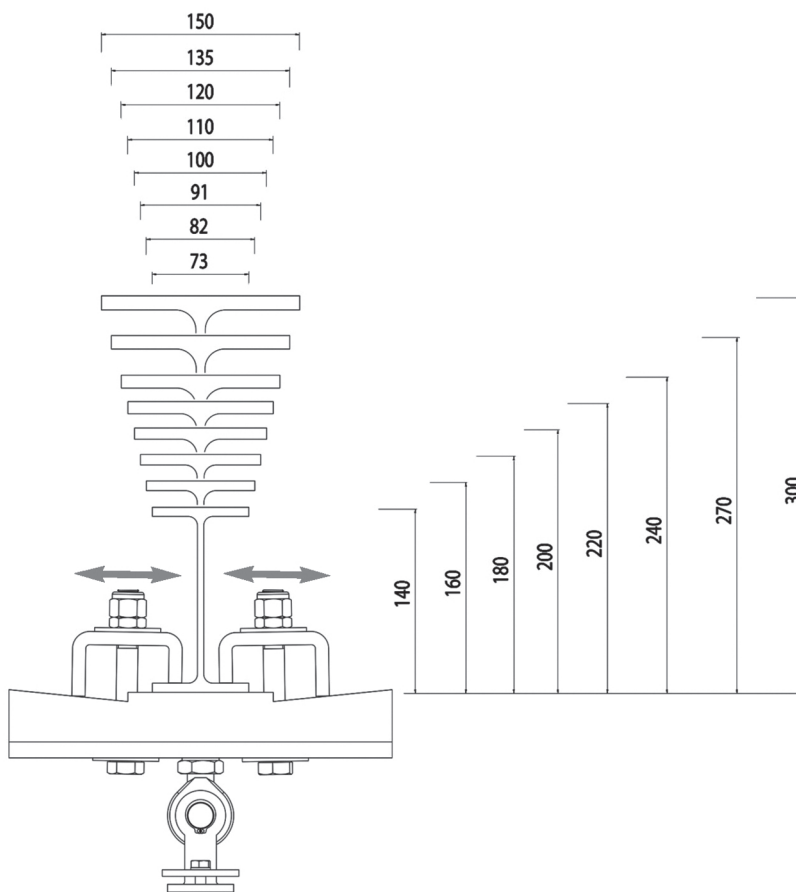
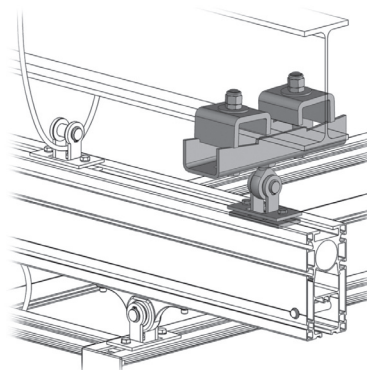
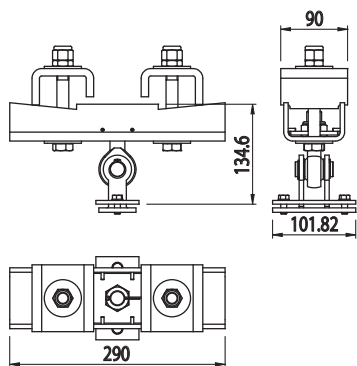


APPENSIONE SNODATA
 ARTICULATED SUSPENSION
 SUSPENSION ARTICULADA
 SUSPENSION ARTICULÉE
 GELENKHALTERUNG



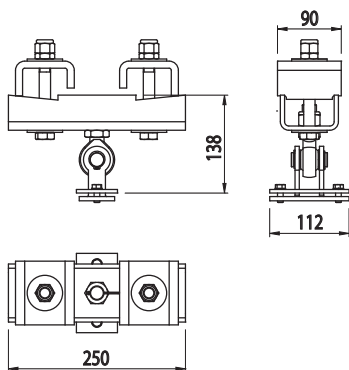

| CODICE | Note | g |
|--------------------|--|------|
| 900.100.101 | Adatta per IPE da 140 mm a 300 mm - Suitable for 140 mm to 300 mm IPE - Apto para IPE de 140 mm a 300 mm - Adaptée à IPE de 140 mm à 300 mm - Geeignet für IPE-Profile von 140 mm bis 300 mm | 4750 |

Acciaio zincato
 Galvanised steel - Acier zingué
 Acero galvanizado - Verzinkter Stahl



APPENSIONE SNODATA LEGGERA

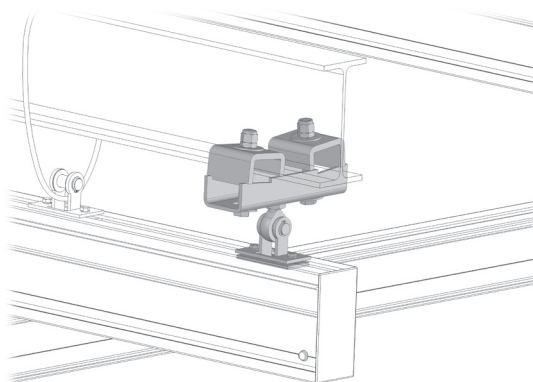
LIGHT ARTICULATED SUSPENSION
SUSPENSIÓN ARTICULADA LIGERA
SUSPENSION ARTICULÉE LÉGÈRE
LEICHTE GELENKHALTERUNG



| CODICE | Note | g |
|--------------------|---|------|
| 900.100.113 | Adatta per IPE da 140 mm a 200 mm - Suitable for 140 mm to 200 mm IPE - Apto para IPE de 140 mm a 200 mm - Adaptée à IPE de 140 mm à 200 mm - Geeignet für IPE-Profil von 140 mm bis 200 mm | 4690 |

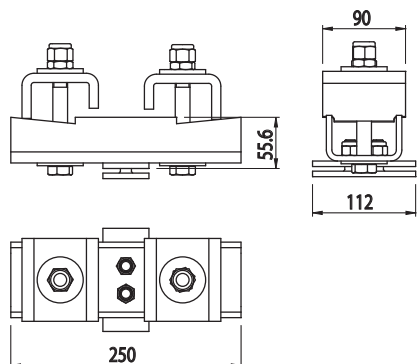

Acciaio zincato

Galvanised steel - Acier zingué
Acero galvanizado - Verzinkter Stahl



APPENSIONE RIGIDA

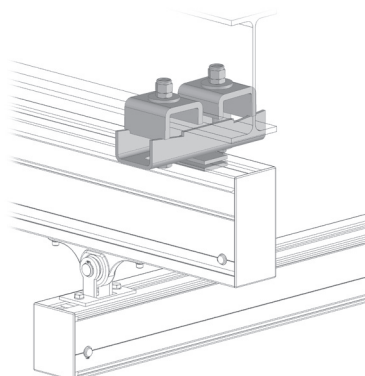
RIGID SUSPENSION
SUSPENSIÓN RÍGIDA
SUSPENSION RIGIDE
STARRE HALTERUNG



| CODICE | Note | g |
|--------------------|---|------|
| 900.100.114 | Adatta per IPE da 140 mm a 200 mm - Suitable for 140 mm to 200 mm IPE - Apto para IPE de 140 mm a 200 mm - Adaptée à IPE de 140 mm à 200 mm - Geeignet für IPE-Profil von 140 mm bis 200 mm | 4980 |

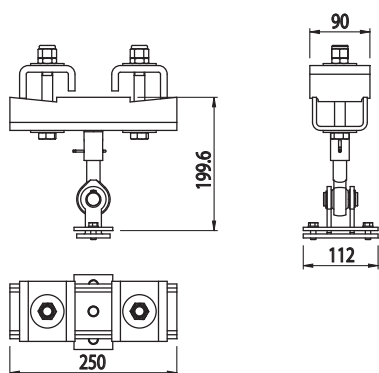

Acciaio zincato

Galvanised steel - Acier zingué
Acero galvanizado - Verzinkter Stahl



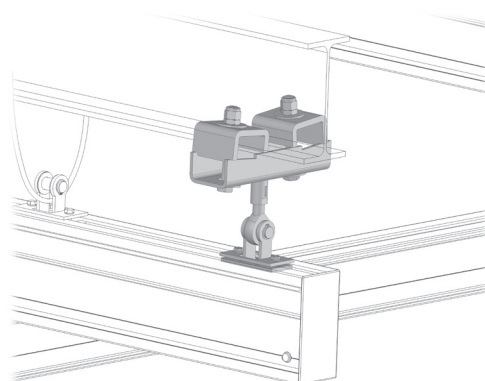


APPENSIONE SNODATA
 ARTICULATED SUSPENSION
 SUSPENSIÓN ARTICULADA
 SUSPENSION ARTICULÉE
 GELENKHALTERUNG

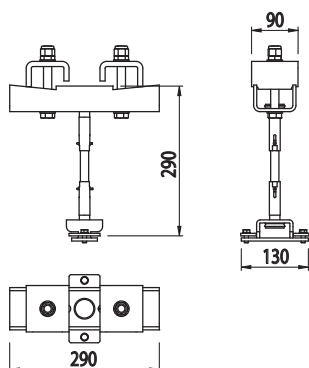


| CODICE | Note | g |
|--------------------|--|------|
| 900.100.115 | Adatta per IPE da 140 mm a 200 mm - Suitable for 140 mm to 200 mm IPE - Apto para IPE de 140 mm a 200 mm - Adaptée à IPE de 140 mm à 200 mm - Geeignet für IPE-Profile von 140 mm bis 200 mm | 5900 |

Acciaio zincato
 Galvanised steel - Acier zingué
 Acero galvanizado - Verzinkter Stahl

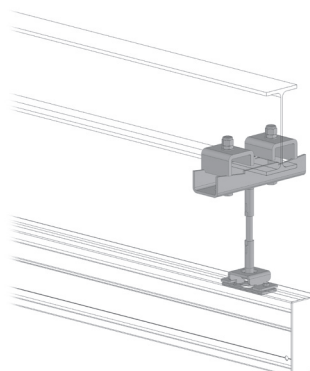


APPENSIONE SNODATA
 ARTICULATED SUSPENSION
 SUSPENSIÓN ARTICULADA
 SUSPENSION ARTICULÉE
 GELENKHALTERUNG



| CODICE | Note | g |
|--------------------|--|------|
| 900.100.111 | Adatta per IPE da 140 mm a 300 mm - Suitable for 140 mm to 300 mm IPE - Apto para IPE de 140 mm a 300 mm - Adaptée à IPE de 140 mm à 300 mm - Geeignet für IPE-Profile von 140 mm bis 300 mm | 5850 |

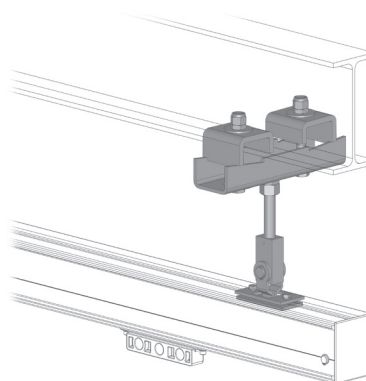
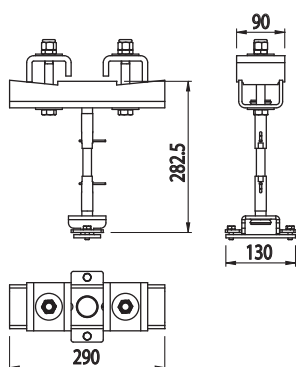
Acciaio zincato
 Galvanised steel - Acier zingué
 Acero galvanizado - Verzinkter Stahl





APPENSIONE SNODATA
 ARTICULATED SUSPENSION
 SUSPENSIÓN ARTICULADA
 SUSPENSION ARTICULÉE
 GELENKHALTERUNG

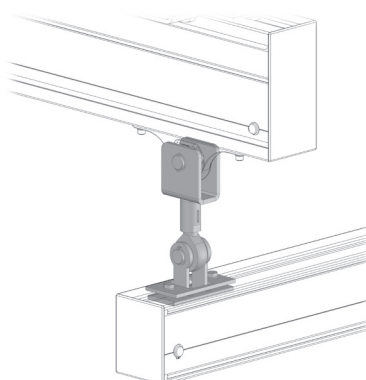
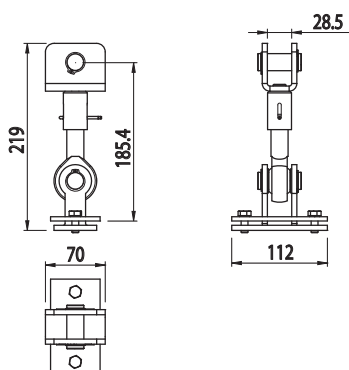
| CODICE | Note | g |
|--------------------|---|------|
| 900.100.117 | Adatta per IPE da 140 mm a 300 mm - Suitable for 140 mm to 300 mm IPE - Apto para IPE de 140 mm a 300 mm - Adaptée à IPE de 140 mm à 300 mm - Geeignet für IPE-Profil von 140 mm bis 300 mm | 5900 |



Acciaio zincato
 Galvanised steel - Acier zingué
 Acero galvanizado - Verzinkter Stahl

APPENSIONE SNODATA
 ARTICULATED SUSPENSION
 SUSPENSIÓN ARTICULADA
 SUSPENSION ARTICULÉE
 GELENKHALTERUNG

| CODICE | Note | g |
|--------------------|--|------|
| 900.100.112 | Adatta ai carrelli - Suitable for carriages - Apto para carros - Adaptée aux chariots - Geeignet für Schlitten | 1590 |




Acciaio zincato
 Galvanised steel - Acier zingué
 Acero galvanizado - Verzinkter Stahl

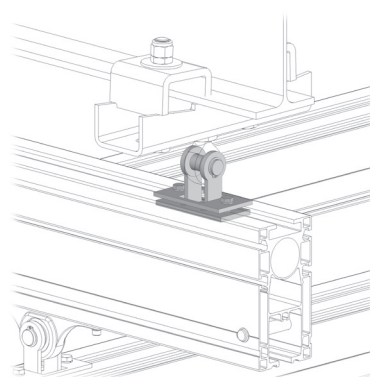
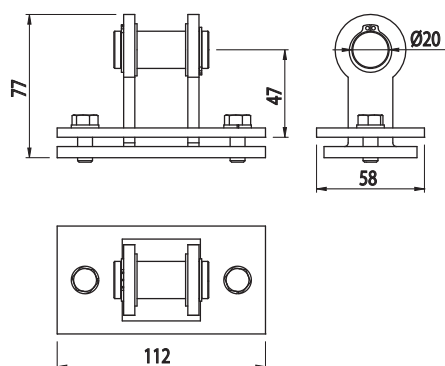


AGGANCIAMENTO TRAVE
 BEAM CONNECTION
 ENGANCHE VIGA
 ACCROCHAGE POUTRE
 HAKEN FÜR TRÄGER

| CODICE | Note | g |
|--------------------|--|-----|
| 900.100.102 | Adatta ai carrelli - Suitable for carriages - Apto para carros - Adaptée aux chariots - Geeignet für Schlitten | 900 |




Acciaio zincato
 Galvanised steel - Acier zingué
 Acero galvanizado - Verzinkter Stahl

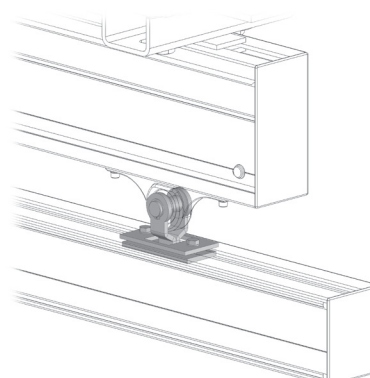
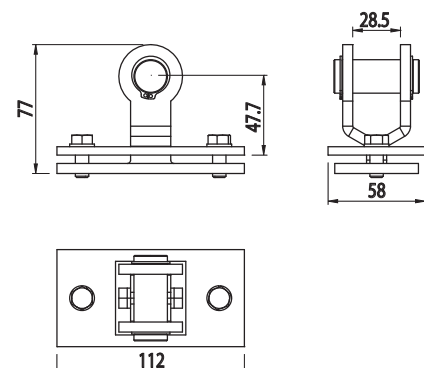


AGGANCIAMENTO TRAVE
 BEAM CONNECTION
 ENGANCHE VIGA
 ACCROCHAGE POUTRE
 HAKEN FÜR TRÄGER

| CODICE | Note | g |
|--------------------|---|-----|
| 900.100.105 | Per telescopici - For telescopic - Para telescópicos - Pour télescopiques - Für Teleskop-Profil | 900 |




Acciaio zincato
 Galvanised steel - Acier zingué
 Acero galvanizado - Verzinkter Stahl



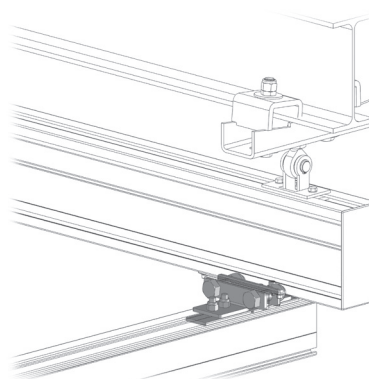
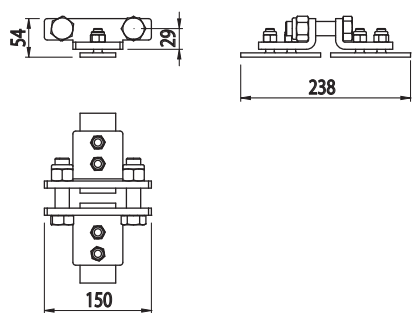


STAFFA ANTISCILLAMENTO
ANTI-SWING BRACKET
ESTRIBO ANTI-OSCILACIÓN
BRIDE ANTI-OSCILLATIONS
SCHWINGUNGSSCHUTZBÜGEL




| CODICE | Note | g |
|--------------------|---|------|
| 900.100.116 | Adatto ai carrelli 900.200.101 - Suitable for 900.200.101 carriages - Apto para carros 900.200.101 - Adapté aux chariots 900.200.101 - Geeignet für Schlitten 900.200.101 | 1500 |

Acciaio zincato
Galvanised steel - Acier zingué
Acero galvanizado - Verzinkter Stahl

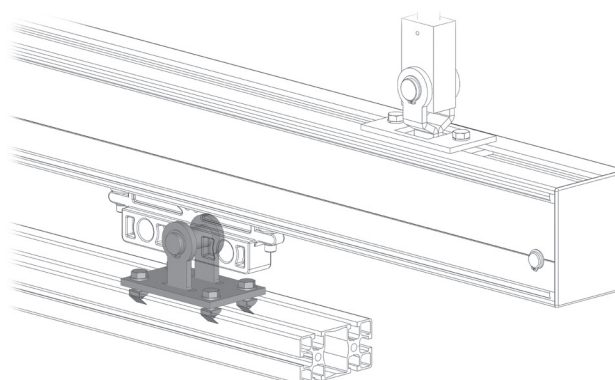
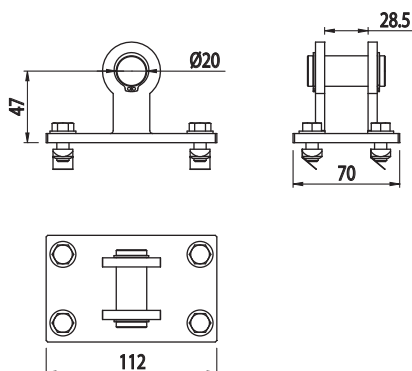


AGGANCIO TRAVE
BEAM CONNECTION
ENGANCHE VIGA
ACCROCHAGE POUTRE
HAKEN FÜR TRÄGER



| CODICE | Note | g |
|--------------------|--|-----|
| 900.100.118 | Per profilo strutturale - For structural profile - Para perfil estructural - Pour profilé structurel - Für Konstruktionsprofil | 850 |

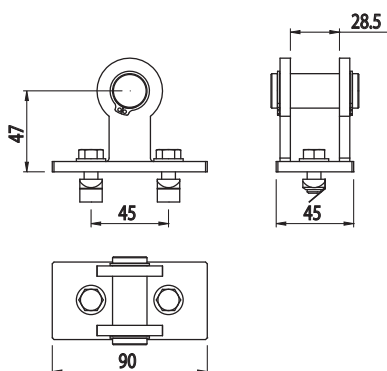

Acciaio zincato
Galvanised steel - Acier zingué
Acero galvanizado - Verzinkter Stahl





AGGANCIAMENTO TRAVE


BEAM CONNECTION
ENGANCHE VIGA
ACCROCHAGE POUTRE
HAKEN FÜR TRÄGER



| CODICE | Note | g |
|--------------------|--|-----|
| 900.100.121 | Per profilo strutturale - For structural profile - Para perfil estructural - Pour profilé structurel - Für Konstruktionsprofil | 480 |

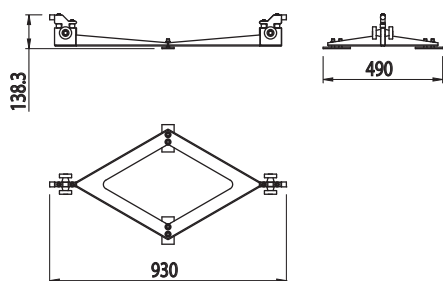

Acciaio zincato

Galvanised steel - Acier zingué
Acero galvanizado - Verzinkter Stahl



STAFFA ANTITORSIONE

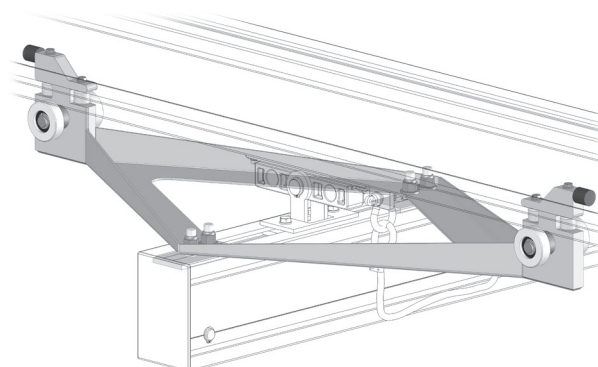
ANTI-TORSION BRACKET
ESTRIBO ANTI-TORSIÓN
BRIDE ANTI-TORSION
TORSIONSSCHUTZBÜGEL



| CODICE | Note | g |
|--------------------|--|------|
| 900.100.123 | Per carrelli 900.200.101 - For 900.200.101 carriages - Para carros 900.200.101 - Pour chariots 900.200.101 - Für Schlitten 900.200.101 | 6750 |

Acciaio zincato

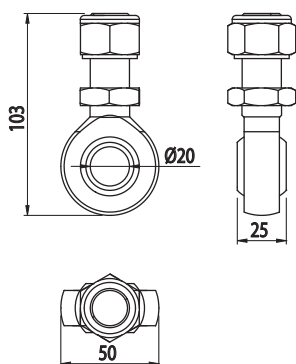
Galvanised steel - Acier zingué
Acero galvanizado - Verzinkter Stahl





SNODO SFERICO

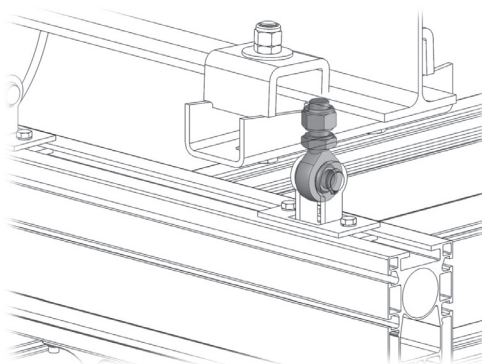
BALL JOINT
ARTICULACIÓN ESFÉRICA
JOINT SPHÉRIQUE
KUGELGELENK



| CODICE | Note | g |
|--------------------|--|-----|
| 900.100.103 | Per carrelli 900.200.101 - For 900.200.101 carriages - Para carros 900.200.101 - Pour chariots 900.200.101 - Für Schlitten 900.200.101 | 370 |

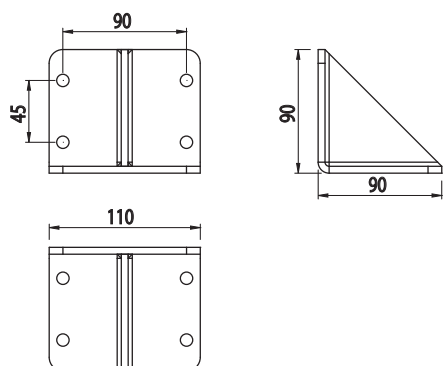
Acciaio zincato

Galvanised steel - Acier zingué
Acero galvanizado - Verzinkter Stahl



ANGOLARE

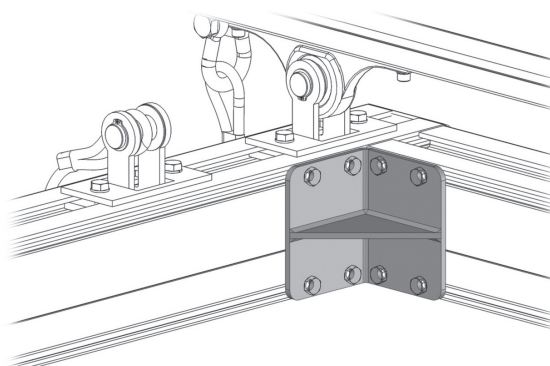
ANGULAR
ANGULAR
CORNIÈRE
WINKELSTÜCK



| CODICE | Note | g |
|--------------------|--|------|
| 900.100.119 | Per travi doppie - For double beams - Para vigas dobles - Pour poutres doubles - Für doppelte Träger | 1100 |

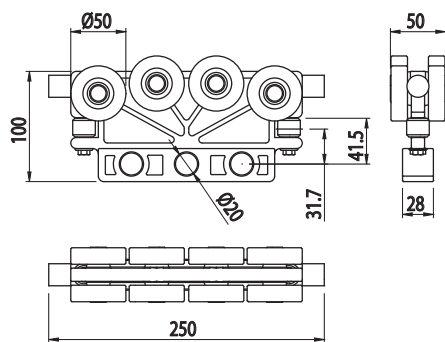

Acciaio zincato

Galvanised steel - Acier zingué
Acero galvanizado - Verzinkter Stahl



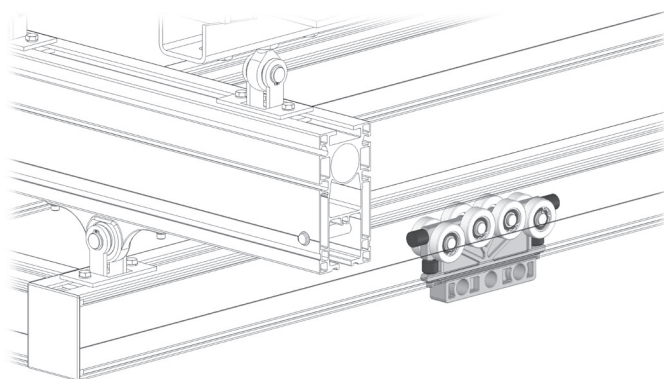


CARRELLO STANDARD
STANDARD CARRIAGE
CARRO ESTÁNDAR
CHARIOT STANDARD
STANDARD-SCHLITTEN

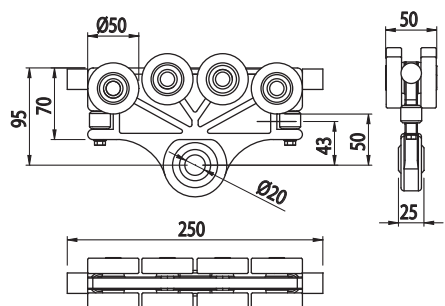



| CODICE | Note | g |
|--------------------|--|------|
| 900.200.101 | Con tre fori Ø20 - With three Ø20 holes - Con tres agujeros Ø20 - À trois trous Ø20 - Mit drei Löchern Ø20 | 1315 |

Alluminio
Aluminium - Aluminium
Aluminio - Aluminium

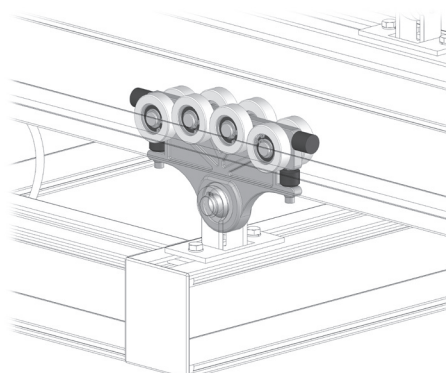


CARRELLO SNODATO
ARTICULATED CARRIAGE
CARRO ARTICULADO
CHARIOT ARTICULÉ
GELENKSCHLITTEN



| CODICE | Note | g |
|--------------------|--|------|
| 900.200.102 | Con snodo sferico - With ball joint - Con articulación esférica - Avec joint sphérique - Mit Kugelgelenk | 1750 |

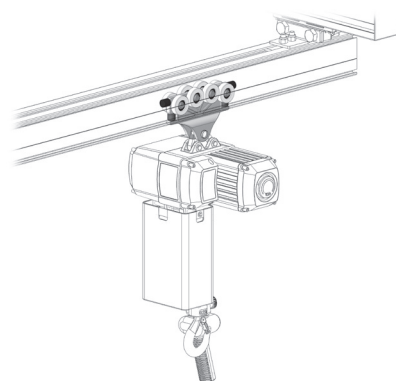
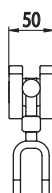
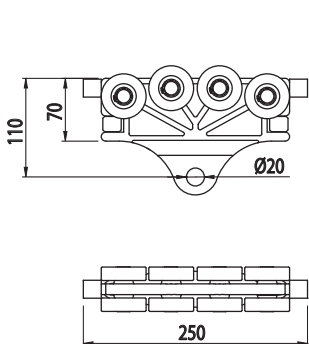

Alluminio
Aluminium - Aluminium
Aluminio - Aluminium





CARRELLO PER PARANCO

HOIST CARRIAGE
CARRO PARA POLIPASTO
CHARIOT POUR PALAN
SCHLITTEN FÜR KETTENZUG

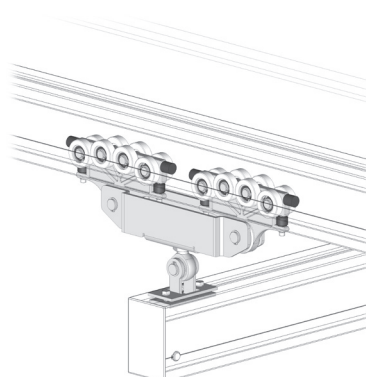
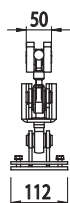
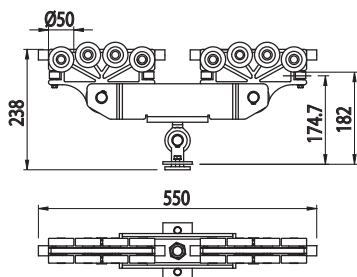



| CODICE | Note | g |
|--------------------|---|------|
| 900.200.103 | Con un foro Ø20 - With one Ø20 hole - Con un agujero Ø20 - À un trou Ø20 - Mit einem Loch Ø20 | 1255 |

Alluminio
Aluminium - Aluminium
Aluminio - Aluminium

CARRELLO DOPPIO

DOUBLE CARRIAGE
CARRO DOBLE
CHARIOT DOUBLE
DOPPELSCHLITTEN




| CODICE | Note | g |
|--------------------|--|------|
| 900.200.201 | Con staffa snodata - With articulated bracket - Con estribo articulado - À bride articulée - Mit Gelenkbügel | 6180 |

Alluminio, acciaio
Aluminium, steel - Aluminium, acier
Aluminio, acero - Aluminium, Stahl

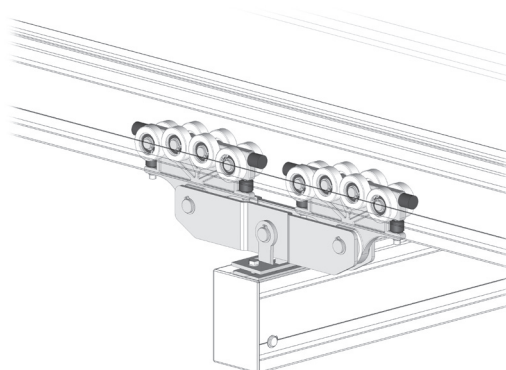
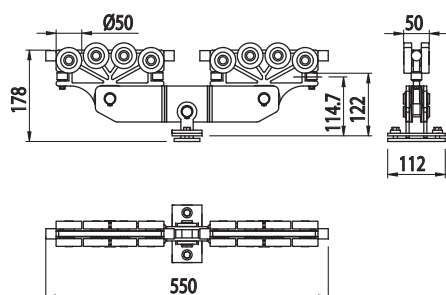


CARRELLO DOPPIO
 DOUBLE CARRIAGE
 CARRO DOBLE
 CHARIOT DOUBLE
 DOPPELSCHLITTEN

| CODICE | Note | g |
|--------------------|---|------|
| 900.200.202 | Con staffa snodata - With articulated bracket - Con estribo articulado - À bride articulée - Mit Gelenkbügel | 4870 |



Alluminio, acciaio
 Aluminium, steel - Aluminium, acier
 Aluminio, acero - Aluminium, Stahl

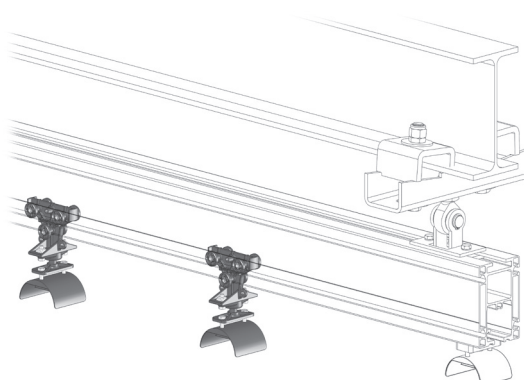
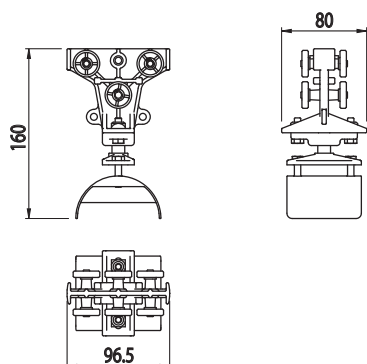


CARRELLO PER CAVI
 CARRIAGE FOR CABLES
 CARRO PARA CABLES
 CHARIOT POUR CÂBLES
 SCHLITTEN FÜR KABEL

| CODICE | Note | g |
|--------------------|---|-----|
| 900.200.301 | Sia rigido che snodato - Both rigid and articulated - Tanto rígido como articulado - Rigide et articulé - Sowohl starr als auch mit Gelenk | 200 |

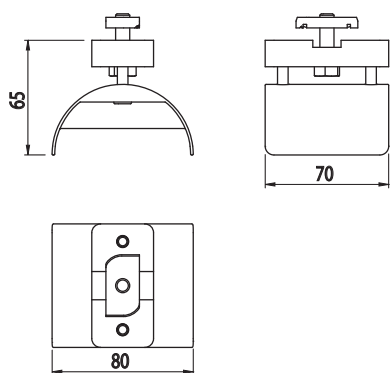



Poliammide nero
 Black polyamide - Polyamide noir
 Poliamida color negro - Polyamid schwarz



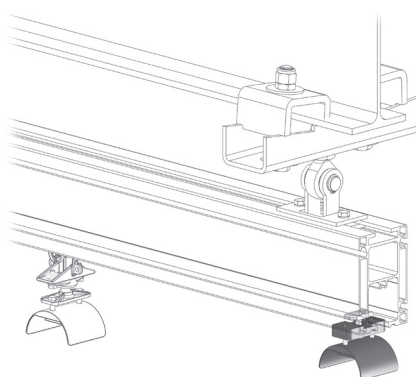


PUNTO FISSO
FIXED POINT
PUNTO FIJO
POINT FIXE
FESTER PUNKT

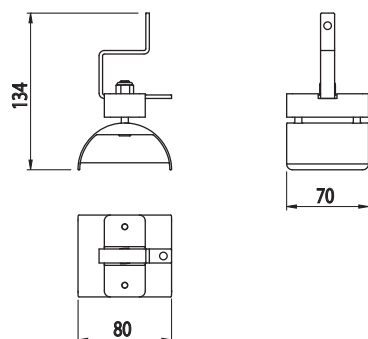



| CODICE | Note | g |
|--------------------|---|-----|
| 900.200.302 | Per cavi - For cables - Para cables - Pour câbles - Für Kabel | 160 |

Poliammide nero
Black polyamide - Polyamide noir
Poliamida color negro - Polyamid schwarz

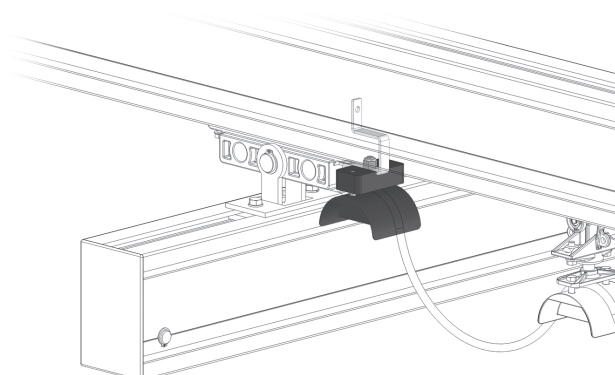


PUNTO FISSO
FIXED POINT
PUNTO FIJO
POINT FIXE
FESTER PUNKT



| CODICE | Note | g |
|--------------------|--|-----|
| 900.200.303 | Per carrelli - For carriages - Para carros - Pour chariots - Für Schlitten | 160 |

Poliammide nero
Black polyamide - Polyamide noir
Poliamida color negro - Polyamid schwarz



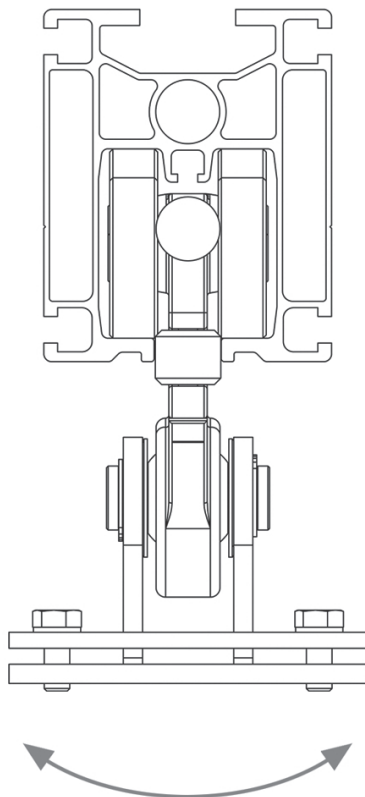


ESEMPI DI MONTAGGIO PER SISTEMI LINEARI

INSTALLATION EXAMPLES FOR LINEAR SYSTEMS
 EJEMPLOS DE MONTAJE PARA SISTEMAS LINEALES
 EXEMPLES DE MONTAGE POUR SYSTÈMES LINÉAIRES
 MONTAGEBEISPIELE FÜR LINEARSYSTEME

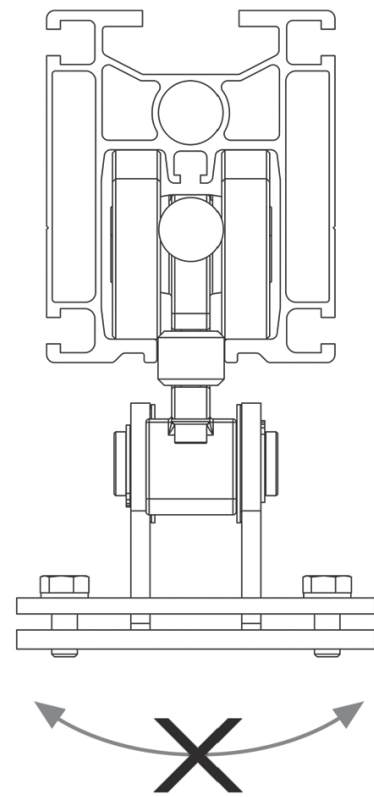
Aggancio oscillante con carrello 900.200.102

Oscillating connection with trolley 900.200.102
 Enganche oscilante con carro 900.200.102
 Crochet oscillant avec chariot 900.200.102
 Schwenkhaken mit Schlitten 900.200.102



Aggancio rigido con carrello 900.200.101


Rigid connection with trolley 900.200.101
 Enganche rígido con carro 900.200.101
 Crochet rigide avec chariot 900.200.101
 Starrer Haken mit Schlitten 900.200.101



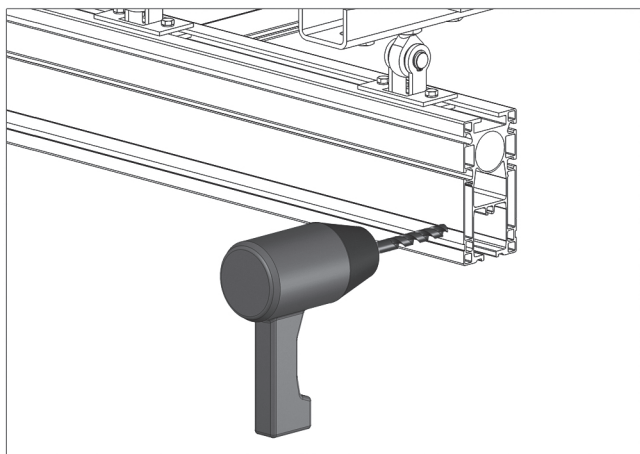
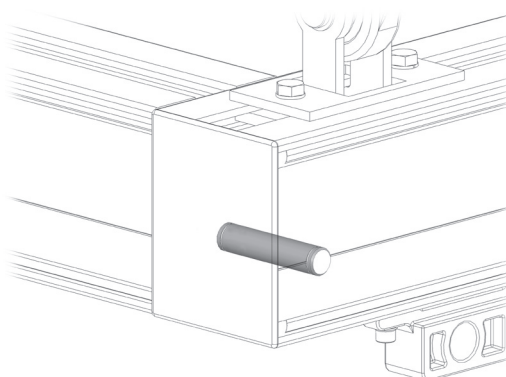
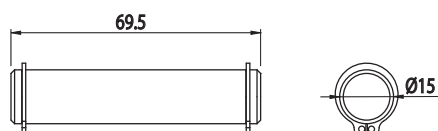


FERMO FINALE
 END STOP
 TOPE FINAL
 ARRÊT FINAL
 ENDFESTSTELLER

| CODICE | Note | g |
|--------------------|---|----|
| 900.300.101 | Per 900.090.060 - For 900.090.060 - Para 900.090.060 - Pour 900.090.060 - Für 900.090.060 | 15 |



Acciaio zincato
 Galvanized steel - Acier zingué
 Acero galvanizado - Verzinkter Stahl



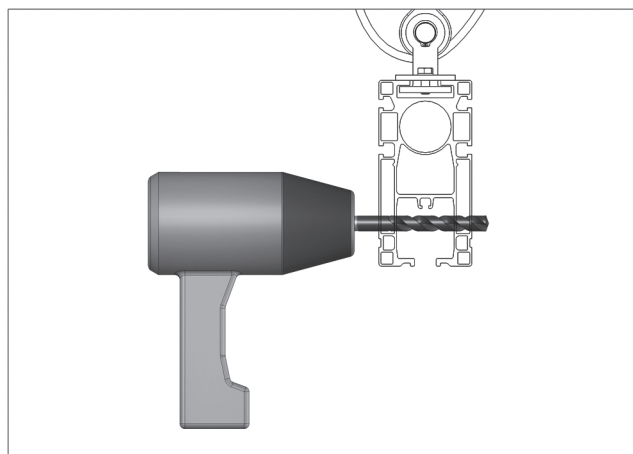
Forare la prima parete del profilo avendo cura di centrarsi sulla opportuna scanalatura.

Drill the first side of the profile, ensuring you are centred on the appropriate slot.

Taladrar la primera pared del perfil centrando el orificio en el correspondiente surco.

Percer la première paroi du profilé en veillant à centrer le trou sur la rainure appropriée.

Ein Loch in die erste Wand des Profils bohren und dabei darauf achten, die entsprechende Nut zu treffen.



Forare anche l'altro lato del profilo avendo cura di allinearsi correttamente o eseguire una foratura passante.

Then drill the other side of the profile, ensuring you are correctly aligned, or else make a through hole.

Taladrar el otro lado del perfil alineando correctamente el segundo orificio respecto al primero o realizar una perforación pasante taladrando ambos orificios de una vez.


Percer également l'autre côté du profilé en veillant au bon alignement ou réaliser un perçage passant.

Auch in die andere Seite des Profils ein Loch bohren und dabei auf die korrekte Ausrichtung achten oder eine durchgehende Bohrung machen.

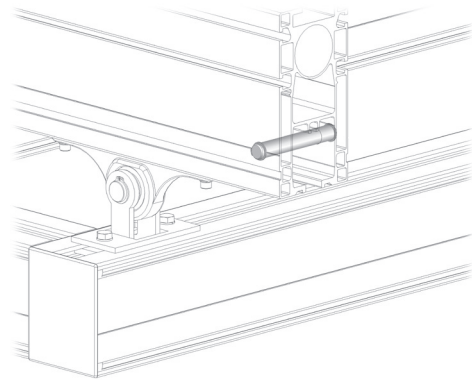



FERMO FINALE
 END STOP
 TOPE FINAL
 ARRÊT FINAL
 ENDFESTSTELLER

| CODICE | Note | g |
|--------------------|---|----|
| 900.300.102 | Per 900.110.090, 900.135.090, 900.135.091, 900.180.090 - For 900.110.090, 900.135.090, 900.135.091, 900.180.090 - Para 900.110.090, 900.135.090, 900.135.091, 900.180.090 - Pour 900.110.090, 900.135.090, 900.135.091, 900.180.090 - Für 900.110.090, 900.135.090, 900.135.091, 900.180.090 | 20 |

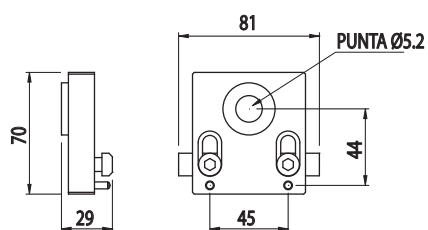



Acciaio zincato
 Galvanised steel - Acier zingué
 Acero galvanizado - Verzinkter Stahl





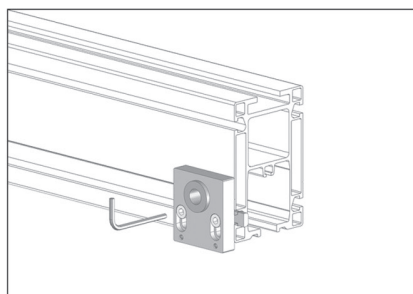
MASCHERA FORATURA
 DRILLING TEMPLATE
 PLANTILLA DE TALADRADO
 GABARIT DE PERÇAGE
 BOHRMASKE



| CODICE | Note | g |
|--------------------|---|-----|
| 900.400.107 | Per fermo finale 900.300.102 - For 900.300.102 end stop - Para tope final 900.300.102 - Pour arrêt final 900.300.102 - Für Endfeststeller 900.300.102 | 250 |

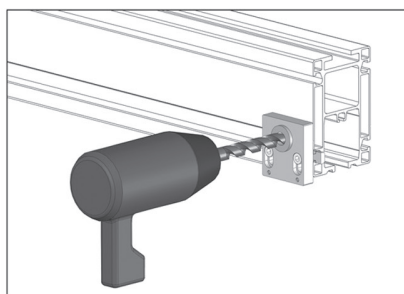
Posizionare la maschera di foratura su un lato del profilo

Position the drilling template on one side of the profile
 Colocar la plantilla de taladrado en un lado del perfil
 Positionner le gabarit de perçage sur un côté du profilé
 Die Bohrmaske auf einer Seite des Profils positionieren



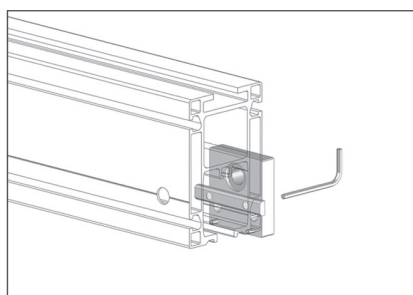
Forare la sede per il fermo finale sul 1° lato

Drill out for the end stop on the first side
 Taladrar el alojamiento para el retén final en el 1er lado
 Percer le logement de la butée finale sur le 1er côté
 Den Sitz für die Endsperrre an der 1. Seite bohren



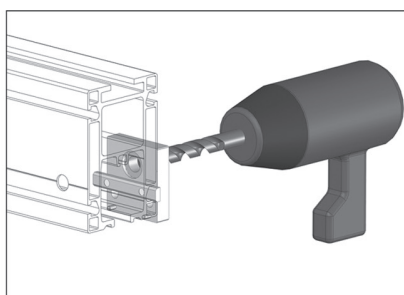
Posizionare la maschera sul 2° lato

Position the template on the second side
 Colocar la plantilla en el 2° lado
 Positionner le gabarit sur le 2em côté
 Die Maske an der 2. Seite positionieren




Forare la sede per il fermo finale sul 2° lato

Drill out for the end stop on the second side
 Taladrar el alojamiento para el retén final en el 2° lado
 Percer le logement de la butée finale sur le 2em côté
 Den Sitz für die Endsperrre an der 2. Seite bohren



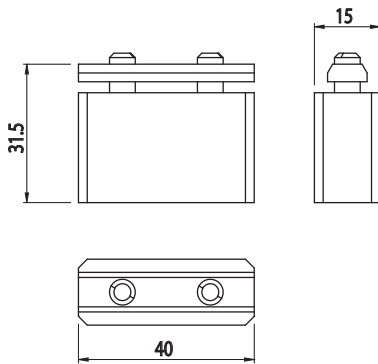


FERMO INTERMEDIO
 INTERMEDIATE STOP
 TOPE INTERMEDIO
 ARRÊT INTERMÉDIAIRE
 ZWISCHENFESTSTELLER



| CODICE | Note | g |
|--------------------|--|-----|
| 900.300.103 | Adatto a tutti i profili - Suitable for all profiles - Apto para todos los perfiles - Adapté à tous les profilés - Geeignet für alle Profile | 170 |


Acciaio zincato
 Galvanised steel - Acier zingué
 Acero galvanizado - Verzinkter Stahl





GIUNZIONE PER PROFILI
 JOINT FOR PROFILES
 UNIÓN PARA PERFILES
 JONCTION POUR PROFILÉS
 VERBINDUNG FÜR PROFILE

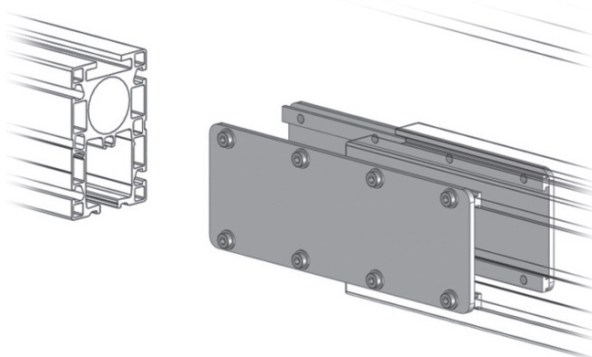
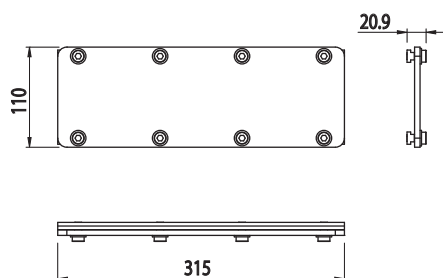
| CODICE | Note | g |
|--------------------|---------------------------------------|------|
| 900.100.108 | 900.110.090, 900.135.090, 900.135.091 | 2050 |



Acciaio zincato
 Galvanized steel - Acier zingué
 Acero galvanizado - Verzinkter Stahl


Per profilo 900.135.091 aprire la cava inferiore

Open the lower slot for 900.135.091 profile - Pour profilé 900.135.091 ouvrir la rainure inférieure
 Para perfil 900.135.091 abrir la ranura inferior - Für Profil 900.135.091, die untere Nut öffnen



GIUNZIONE PER PROFILI
 JOINT FOR PROFILES
 UNIÓN PARA PERFILES
 JONCTION POUR PROFILÉS
 VERBINDUNG FÜR PROFILE

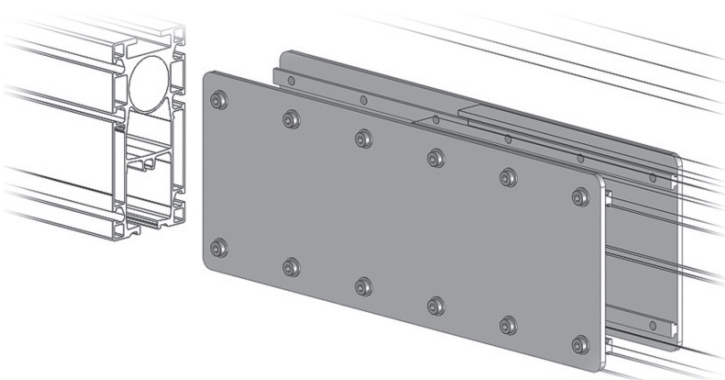
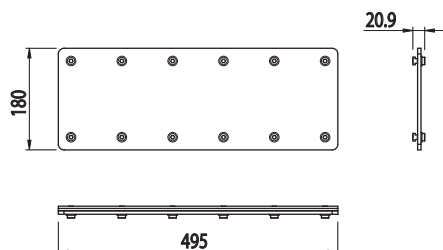
| CODICE | Note | g |
|--------------------|-------------|------|
| 900.100.109 | 900.180.090 | 4950 |



Acciaio zincato
 Galvanized steel - Acier zingué
 Acero galvanizado - Verzinkter Stahl

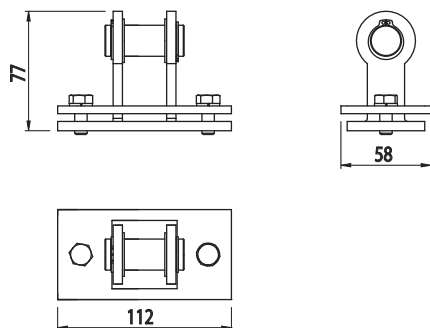
Per profilo 900.180.090 aprire la cava inferiore

Open the lower slot for 900.180.090 profile - Pour profilé 900.180.090 ouvrir la rainure inférieure
 Para perfil 900.180.090 abrir la ranura inferior - Für Profil 900.180.090 die untere Nut öffnen



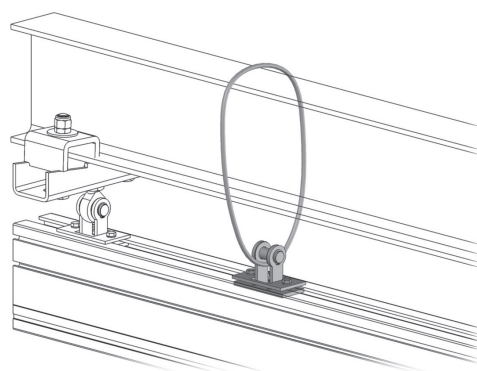


STAFFA DI SICUREZZA PER TRAVI
 SAFETY BRACKET FOR BEAMS
 ESTRIBO DE SEGURIDAD PARA VIGAS
 ÉTRIER DE SÉCURITÉ POUR POUTRELLES
 SICHERHEITSBÜGEL FÜR TRÄGER

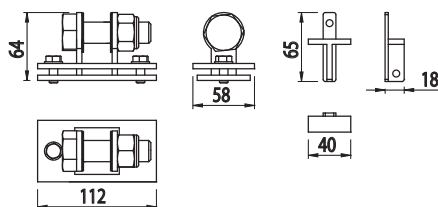


| CODICE | Note | g |
|--------------------|--|-----|
| 900.100.106 | Staffa e cavo per le IPE - Bracket and cable for IPEs - Estribo y cable para las IPE - Étrier et câble pour IPE - Bügel und Kabel für IPE-Profil | 950 |

Acciaio zincato
 Galvanised steel - Acier zingué
 Acero galvanizado - Verzinkter Stahl

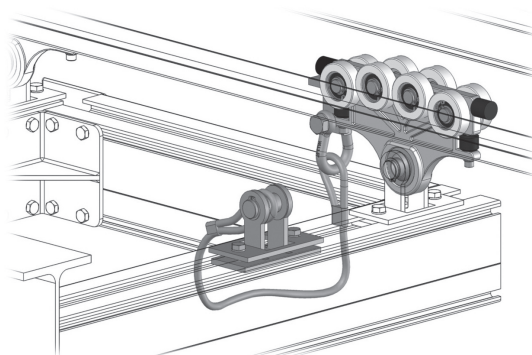


STAFFA DI SICUREZZA PER CARRELLI
 SAFETY BRACKET FOR CARRIAGES
 ESTRIBO DE SEGURIDAD PARA CARROS
 ÉTRIER DE SÉCURITÉ POUR CHARIOTS
 SICHERHEITSBÜGEL FÜR SCHLITTEN



| CODICE | Note | g |
|--------------------|--|------|
| 900.100.107 | Staffa e cavo per i carrelli - Bracket and cable for carriages - Estribo y cable para los carros - Étrier et câble pour chariots - Bügel und Kabel für Schlitten | 1000 |

Acciaio zincato
 Galvanised steel - Acier zingué
 Acero galvanizado - Verzinkter Stahl



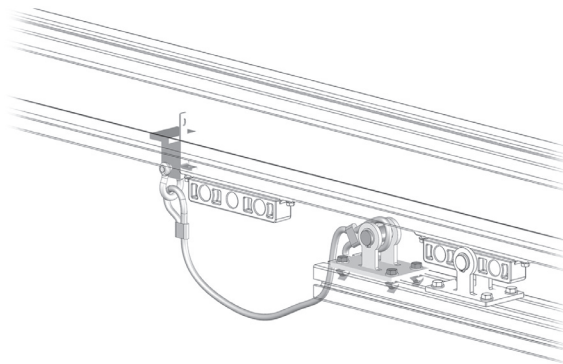
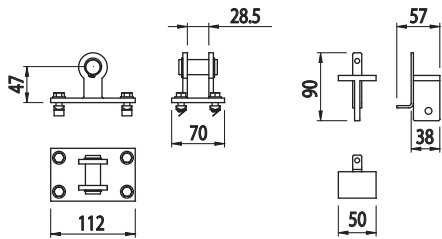


STAFFA DI SICUREZZA PER CARRELLI
SAFETY BRACKET FOR CARRIAGES
ESTRIBO DE SEGURIDAD PARA CARROS
ÉTRIER DE SÉCURITÉ POUR CHARIOTS
SICHERHEITSBÜGEL FÜR SCHLITTEN



| CODICE | Note | g |
|--------------------|--|------|
| 900.100.122 | Staffa e cavo per i profili strutturali - Bracket and cable for structural profiles - Estribo y cable para los perfiles estructurales - Étrier et câble pour profilés structurels - Bügel und Kabel für Konstruktionsprofile | 1000 |

Acciaio zincato
Galvanised steel - Acier zingué
Acero galvanizado - Verzinkter Stahl



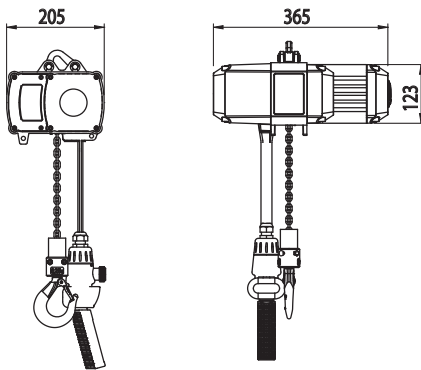


PARANCO SERIE STANDARD

STANDARD SERIES HOIST
POLIPASTO SERIE ESTÁNDAR
PALAN SÉRIE STANDARD
KETTENZUG STANDARD-REIHE



| CODICE | ▲Kg | m/min | Kg |
|--------------------|-----|-------|----|
| 900.125.028 | 125 | 2-8 | 19 |
| 900.250.028 | 250 | 2-8 | 22 |
| 900.500.014 | 500 | 1-4 | 22 |

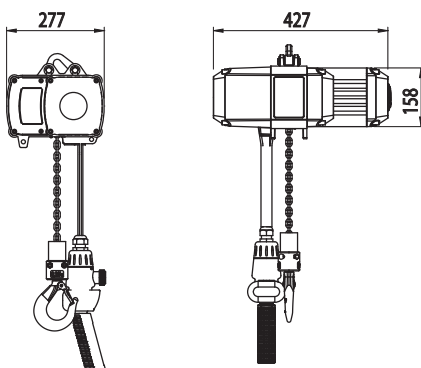


PARANCO SERIE MEDIA

MEDIUM SERIES HOIST
POLIPASTO SERIE INTERMEDIA
PALAN SÉRIE MOYENNE
KETTENZUG MITTELSCHWERE REIHE



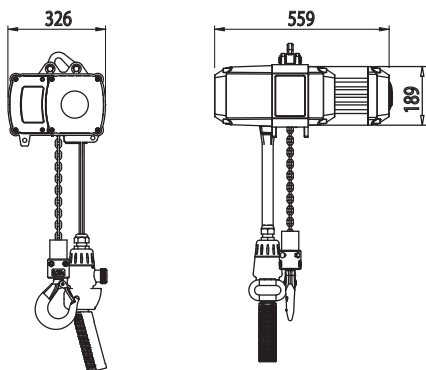
| CODICE | ▲Kg | m/min | Kg |
|---------------------|------|-------|----|
| 900.500.028 | 500 | 2-8 | 25 |
| 900.1000.014 | 1000 | 1-4 | 27 |





PARANCO SERIE PESANTE
HEAVY SERIES HOIST
POLIPASTO SERIE PESADA
PALAN SÉRIE LOURDE
KETTENZUG SCHWERE REIHE

| CODICE | ⚖ Kg | m/min | Kg |
|---------------------|------|-------|----|
| 900.1000.028 | 1000 | 2-8 | 59 |



RADIOCOMANDO
REMOTE CONTROL
RADIOCONTROL
RADIOCOMMANDE
FERNSTEUERUNG

| CODICE | Note | g |
|--------------------|---|-----|
| 900.001.001 | Radiocomando portatile con pile AA - Portable remote control with AA batteries - Radiocontrol portátil con pilas AA - Radiocommande portable avec piles AA - Tragbare Fernsteuerung mit Batterien AA | 290 |
| 900.001.002 | Ricevitore fornito (se ordinato) collegato al paranco - Receiver provided (if ordered) connected to hoist - Receptor incluido (si se pide) conectado al polipasto - Récepteur fourni (si commandé) branché au palan - Empfänger bei Lieferung (falls bestellt) an Kettenzug angeschlossen | 800 |





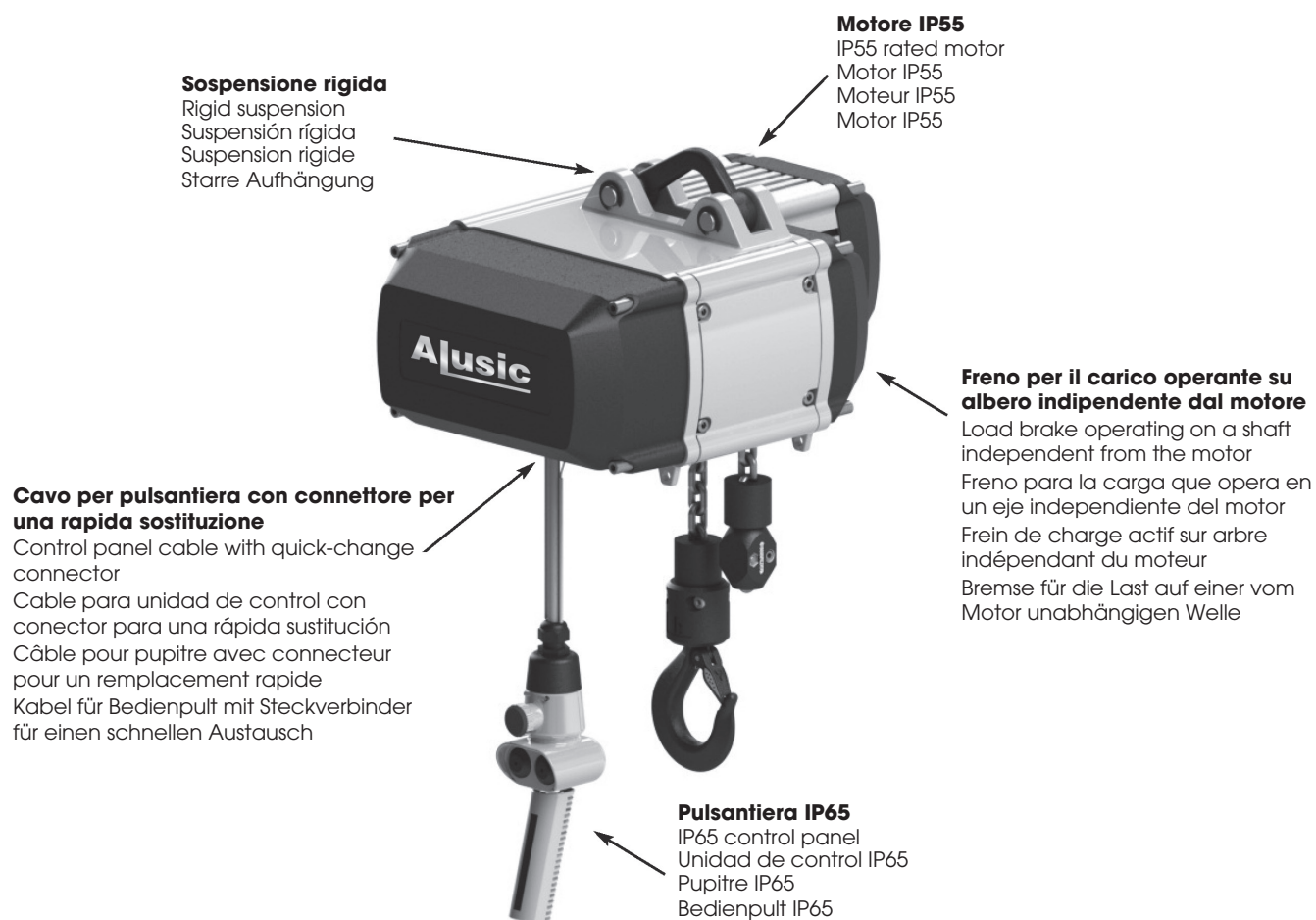
IT Tutti i paranchi elettrici a catena Alusic sono realizzati con una robusta e leggera scocca in alluminio, sono dotati di raccogli catena in tessuto, pulsantiera di comando con doppia velocità di sollevamento/discesa e possibilità di montaggio opzionale di radiocomando.
Tutti i paranchi sono dotati di finecorsa di salita/discesa, limitatore di carico a frizione e freno di sostegno del carico.

EN All Alusic electric chain hoists are made with a strong yet lightweight aluminium case, are equipped with fabric chain box, control panel with dual lift/lower speed and optional radio control system.
All hoists are equipped with lift/lower limit switches, clutch load limiter and load support brake.

ES Todos los polipastos eléctricos de cadena Alusic están fabricados con una robusta y ligera carcasa de aluminio, están dotados de bolsa recoge-cadena de tejido, unidad de control con doble velocidad de subida/bajada y posibilidad de montaje opcional de radiocontrol.
Todos los polipastos están equipados con final de carrera de subida/bajada, limitador de carga por fricción y freno de sujeción de la carga.

FR Tous les palans électriques à chaîne Alusic sont constitués d'une coque en aluminium à la fois robuste et légère. Ils sont dotés d'un rangement de chaîne en tissu, d'un pupitre de commande à double vitesse de montée/descente, avec possibilité de montage d'une radiocommande (option).
Tous les palans sont dotés de fins de course de montée/descente, de limiteur de charge à friction et de frein de soutien de la charge.

DE Alle elektrischen Kettenzüge von Alusic sind mit einer robusten, leichten Aluminiumverkleidung gefertigt, verfügen über Kettenspeicher aus Stoff, Bedienpult mit doppelter Hub-/Senkgeschwindigkeit und optionaler Montagemöglichkeit einer Fernsteuerung.
Alle Kettenzüge verfügen über Endschalter für Heben/Senken, Lastbegrenzungskupplung und Bremse zum Stützen der Last.






CATENARIA 40x57

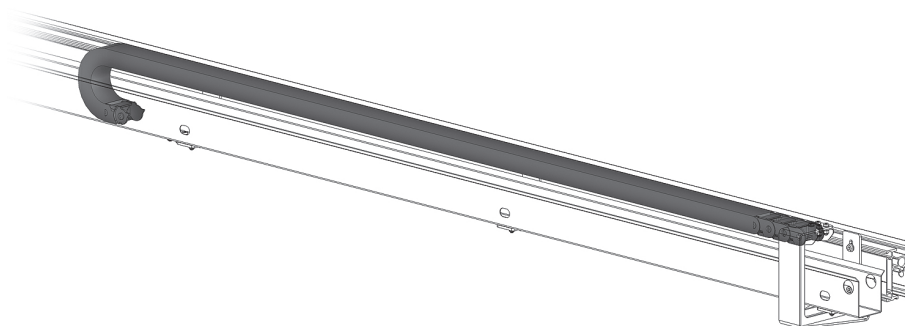
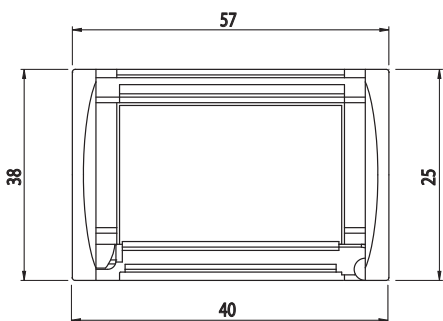
40x57 CHAIN
ORUGA 40x57
CHAÎNE 40x57
KETTENFÖRDERER 40x57

| CODICE | Note | g |
|--------------------|--|-----|
| 900.040.060 | Catenaria 40x57 (H = 25) - R= 60 mm - 40x57 Chain (H = 25) - R= 60 mm - Oruga 40x57 (H = 25) - R = 60 mm - Chaîne 40x57 (H = 25) - R= 60 mm - Kettenförderer 40x57 (H = 25) - R= 60 mm | 900 |



Nylon
Nylon - Nylon
Nailon - Nylon


A richiesta disponibili altre taglie
Other sizes available on request - Autres tailles disponibles sur demande
Otros tamaños disponibles bajo solicitud
- Andere Größen auf Anfrage erhältlich



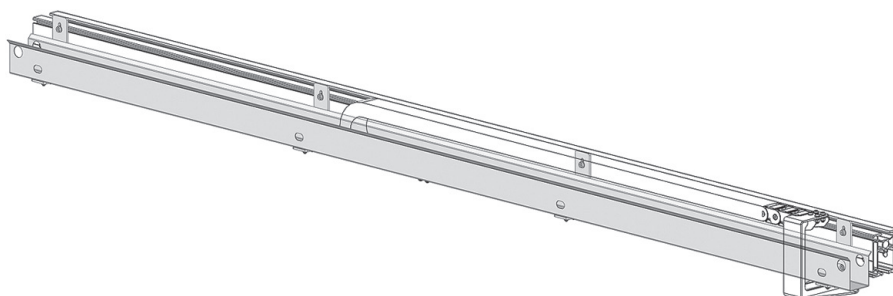
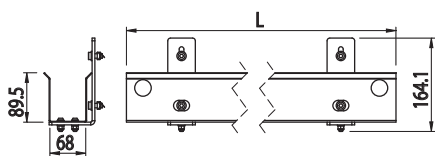
CANALINA PER CATENARIA 40x57

CHANNEL FOR 40x57 CHAIN
CANALETA PARA ORUGA 40x57
CANIVEAU POUR CHAÎNE 40x57
KANAL FÜR KETTENFÖRDERER 40x57

| CODICE | Note | g |
|-------------------------|--|------|
| 900.040.060.2000 | L=2000 mm, fornita con 3 staffe - L=2000 mm, provided with 3 brackets - L=2000 mm, incluye 3 estribos - L=2000 mm, fournie avec 3 brides - L=2000 mm, mit 3 Bügeln geliefert | 7200 |



Acciaio zincato
Galvanised steel - Acier zingué
Acero galvanizado - Verzinkter Stahl






CANALINA PER CATENARIA 40x57

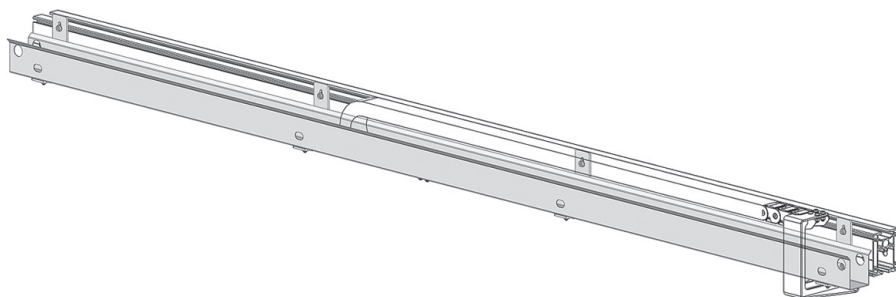
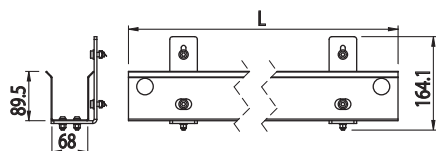
CHANNEL FOR 40x57 CHAIN
 CANALETA PARA ORUGA 40x57
 CANIVEAU POUR CHAÎNE 40x57
 KANAL FÜR KETTENFÖRDERER 40x57

| CODICE | Note | g |
|-------------------------|--|-------|
| 900.040.060.3000 | L=3000 mm, fornita con 4 staffe - L=3000 mm, provided with 4 brackets - L=3000 mm, incluye 4 estribos - L=3000 mm, fournie avec 4 brides - L=3000 mm, mit 4 Bügeln geliefert | 11000 |



Acciaio zincato


Galvanised steel - Acier zingué
 Acero galvanizado - Verzinkter Stahl



CANALINA PER CATENARIA 40x57

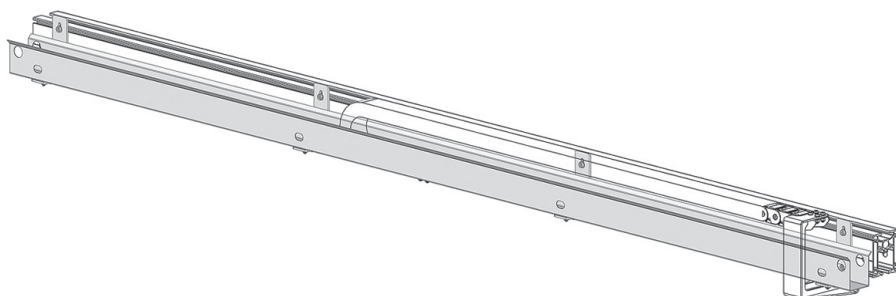
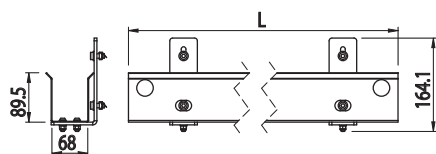
CHANNEL FOR 40x57 CHAIN
 CANALETA PARA ORUGA 40x57
 CANIVEAU POUR CHAÎNE 40x57
 KANAL FÜR KETTENFÖRDERER 40x57

| CODICE | Note | g |
|-------------------------|--|-------|
| 900.040.060.4000 | L=4000 mm, fornita con 5 staffe - L=4000 mm, provided with 5 brackets - L=4000 mm, incluye 5 estribos - L=4000 mm, fournie avec 5 brides - L=4000 mm, mit 5 Bügeln geliefert | 14000 |



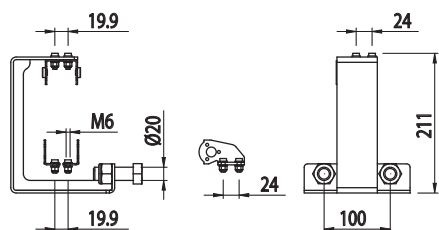
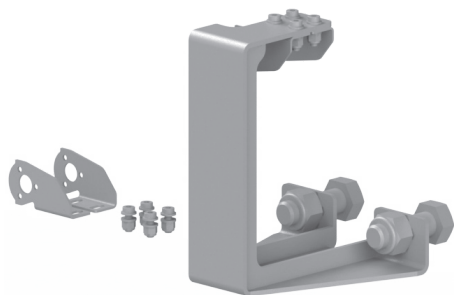
Acciaio zincato

Galvanised steel - Acier zingué
 Acero galvanizado - Verzinkter Stahl



STAFFA AGGANCIAMENTO CATENARIA 40x57

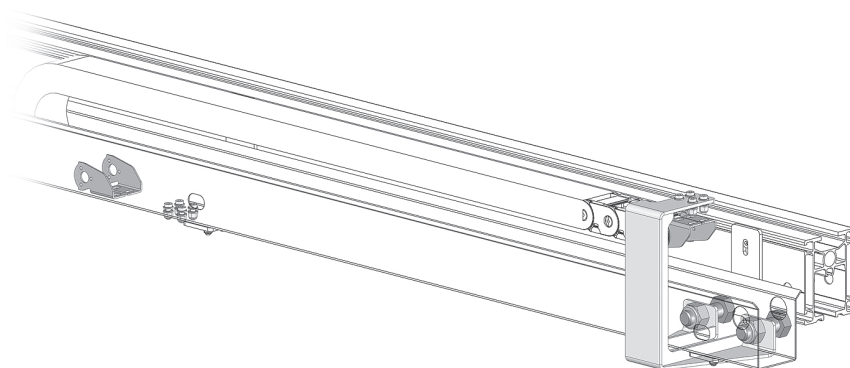
40x57 CHAIN CONNECTING BRACKET
 ESTRIBO ENGANCHE ORUGA 40x57
 BRIDE FIXATION CHAÎNE 40x57
 HALTEBÜGEL FÜR KETTENFÖRDERER 40x57



| CODICE | Note | g |
|------------------------|--|------|
| 900.040.060.100 | Per carello 900.200.101 - For 900.200.101 carriage - Para carro 900.200.101 - Pour chariot 900.200.101 - Für Schlitten 900.200.101 | 1700 |

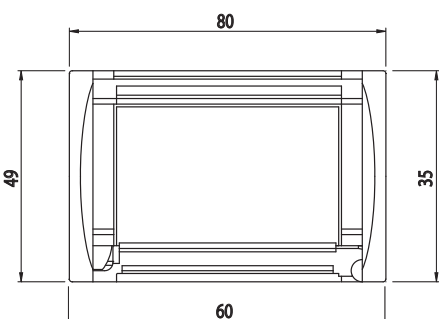

Acciaio zincato

Galvanised steel - Acier zingué
 Acero galvanizado - Verzinkter Stahl



CATENARIA 57x80

57x80 CHAIN
 ORUGA 57x80
 CHAÎNE 57x80
 KETTENFÖRDERER 57x80




| CODICE | Note | g |
|--------------------|---|------|
| 900.060.100 | Catenaria 57x80 (H = 35) - R= 100 mm - 57x80 Chain (H = 35) - R= 100 mm - Oruga 57x80 (H = 35) - R = 100 mm - Chaîne 57x80 (H = 35) - R= 100 mm - Kettenförderer 57x80 (H = 35) - R= 100 mm | 1200 |

Nylon

Nylon - Nylon
 Nailon - Nylon

A richiesta disponibili altre taglie

Other sizes available on request - Autres tailles disponibles sur demande
 Otros tamaños disponibles bajo solicitud
 - Andere Größen auf Anfrage erhältlich

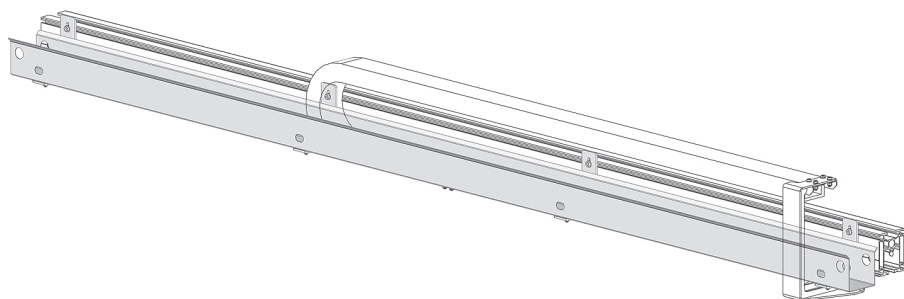
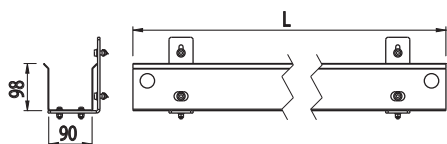





CANALINA PER CATENARIA 57x80

CHANNEL FOR 57x80 CHAIN
 CANALETA PARA ORUGA 57x80
 CANIVEAU POUR CHAÎNE 57x80
 KANAL FÜR KETTENFÖRDERER 57x80

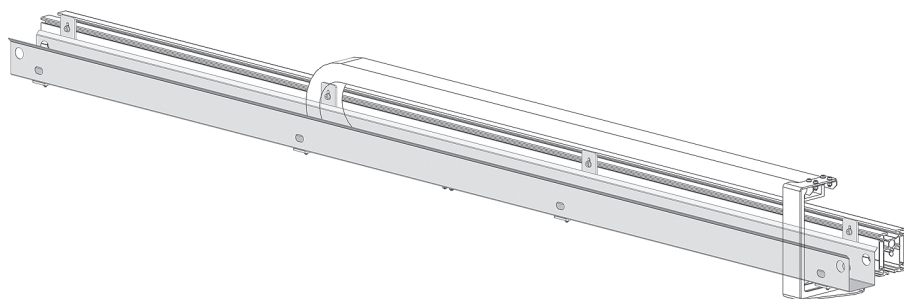
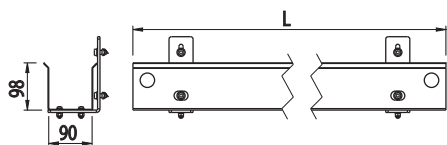

| CODICE | Note | g |
|-------------------------|--|-------|
| 900.060.100.2000 | L=2000 mm, fornita con 3 staffe - L=2000 mm, provided with 3 brackets - L=2000 mm, incluye 3 estribos - L=2000 mm, fournie avec 3 brides - L=2000 mm, mit 3 Bügeln geliefert | 16500 |



CANALINA PER CATENARIA 57x80

CHANNEL FOR 57x80 CHAIN
 CANALETA PARA ORUGA 57x80
 CANIVEAU POUR CHAÎNE 57x80
 KANAL FÜR KETTENFÖRDERER 57x80

| CODICE | Note | g |
|-------------------------|--|-------|
| 900.060.100.3000 | L=3000 mm, fornita con 4 staffe - L=3000 mm, provided with 4 brackets - L=3000 mm, incluye 4 estribos - L=3000 mm, fournie avec 4 brides - L=3000 mm, mit 4 Bügeln geliefert | 12500 |



Acciaio zincato


Galvanised steel - Acier zingué
 Acero galvanizado - Verzinkter Stahl



CANALINA PER CATENARIA 57x80

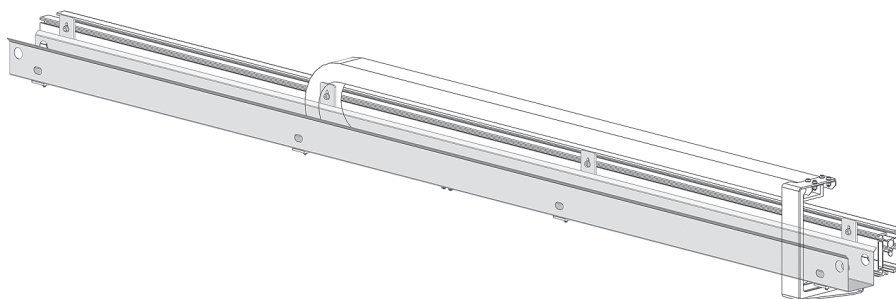
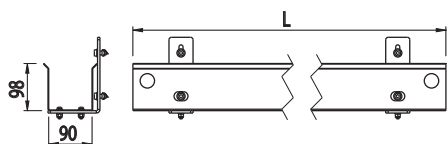
CHANNEL FOR 57x80 CHAIN
 CANALETA PARA ORUGA 57x80
 CANIVEAU POUR CHAÎNE 57x80
 KANAL FÜR KETTENFÖRDERER 57x80

| CODICE | Note | g |
|-------------------------|--|-------|
| 900.060.100.4000 | L=4000 mm, fornita con 5 staffe - L=4000 mm, provided with 5 brackets - L=4000 mm, incluye 5 estribos - L=4000 mm, fournie avec 5 brides - L=4000 mm, mit 5 Bügeln geliefert | 16500 |



Acciaio zincato

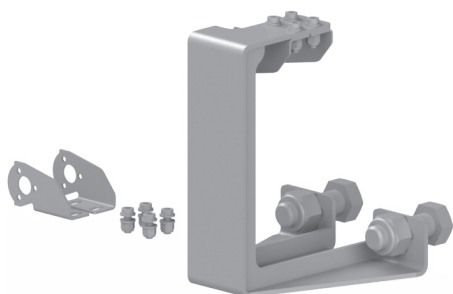
Galvanised steel - Acier zingué
 Acero galvanizado - Verzinkter Stahl



STAFFA AGGANCIAMENTO CATENARIA 57x80

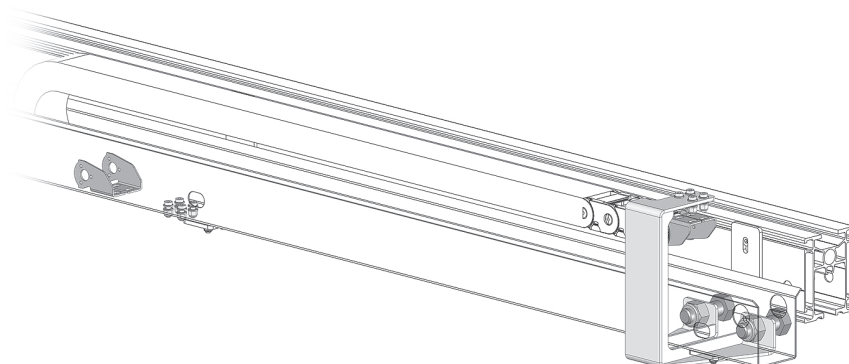
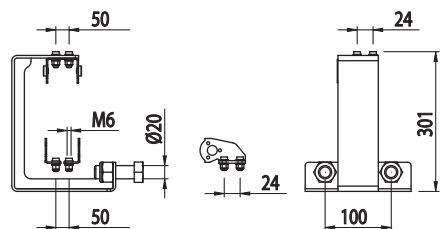
57x80 CHAIN CONNECTING BRACKET
 ESTRIBO ENGANCHE ORUGA 57x80
 BRIDE FIXATION CHAÎNE 57x80
 HALTEBÜGEL FÜR KETTENFÖRDERER 57x80

| CODICE | Note | g |
|------------------------|---|------|
| 900.060.100.100 | Per carrello 900.200.101 - For 900.200.101 carriage - Para carro 900.200.101 - Pour chariot 900.200.101 - Für Schlitten 900.200.101 | 2100 |



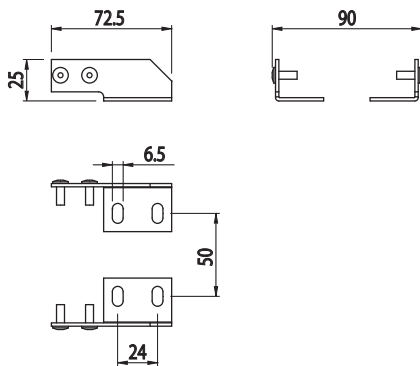

Acciaio zincato

Galvanised steel - Acier zingué
 Acero galvanizado - Verzinkter Stahl





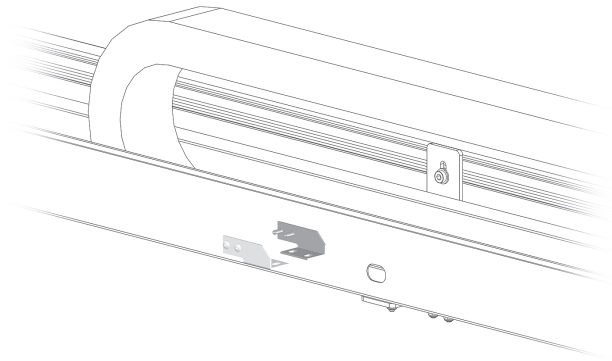
KIT AGGANCIAMENTO CATENARIA 57x80
 57x80 CHAIN CONNECTING KIT
 KIT ENGANCHE ORUGA 57x80
 KIT FIXATION CHAÎNE 57x80
 HAKENKIT FÜR KETTENFÖRDERER 57x80



| CODICE | Note | g |
|------------------------|--|-----|
| 900.060.100.200 | Per canaline 57x80 - For 57x80 channels - Para canaletas 57x80 - Pour caniveaux 57x80 - Für Kanäle 57x80 | 100 |

Acciaio zincato

Galvanised steel - Acier zingué
 Acero galvanizado - Verzinkter Stahl

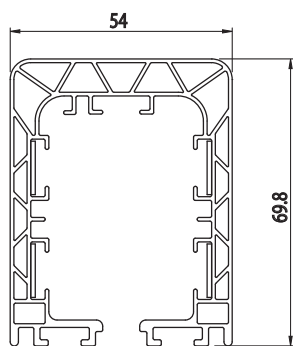





CANALINA SCORREVOLE 40A

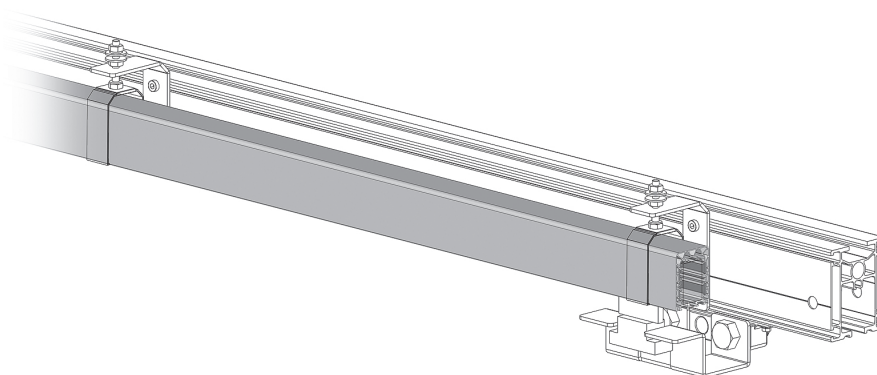
SLIDING CHANNEL 40A
CANALETA CORREDIZA 40A
CANIVEAU COULISSANT 40A
SCHIEBEKANAL 40A

| CODICE | Note | g |
|-------------------------|-------------|------|
| 900.500.040.2000 | L = 2000 mm | 2702 |



Canalina in plastica a 4 poli

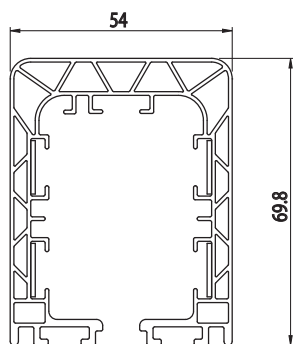

4-pole plastic channels - Caniveau en plastique à 4 pôles
Canaleta de plástico con 4 polos - 4-poli-ger Kunststoffkanal



CANALINA SCORREVOLE 40A

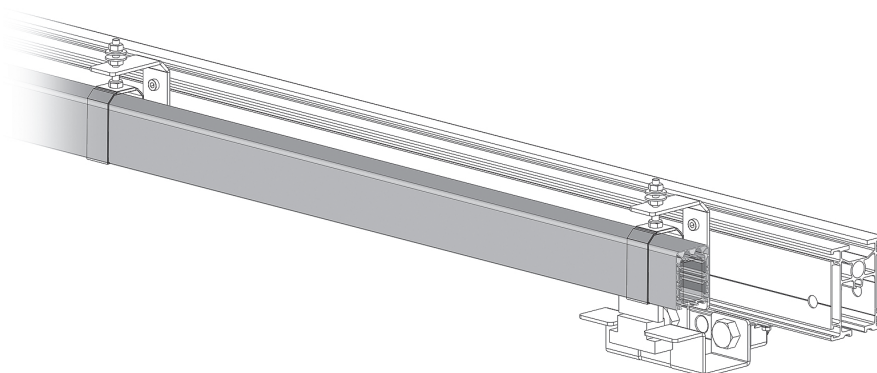
SLIDING CHANNEL 40A
CANALETA CORREDIZA 40A
CANIVEAU COULISSANT 40A
SCHIEBEKANAL 40A

| CODICE | Note | g |
|-------------------------|-------------|------|
| 900.500.040.3000 | L = 3000 mm | 4053 |



Canalina in plastica a 4 poli

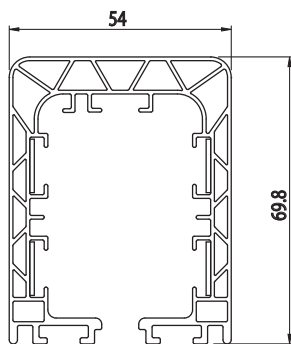

4-pole plastic channels - Caniveau en plastique à 4 pôles
Canaleta de plástico con 4 polos - 4-poli-ger Kunststoffkanal





CANALINA SCORREVOLE 40A

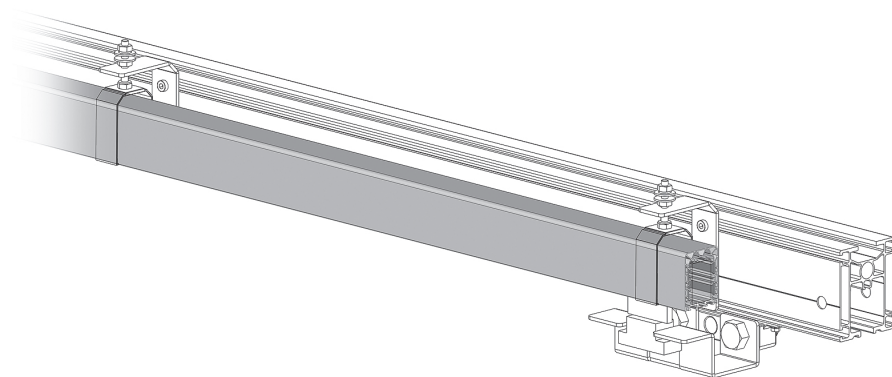
SLIDING CHANNEL 40A
 CANALETA CORREDIZA 40A
 CANIVEAU COULISSANT 40A
 SCHIEBEKANAL 40A



| CODICE | Note | g |
|-------------------------|-------------|------|
| 900.500.040.4000 | L = 4000 mm | 5404 |

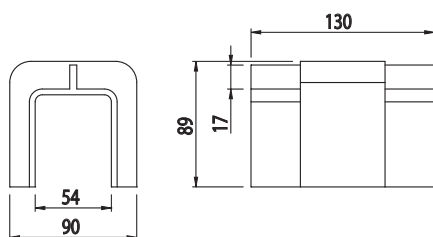

Canalina in plastica a 4 poli

4-pole plastic channels - Caniveau en plastique à 4 pôles
 Canaleta de plástico con 4 polos - 4-poli-ger Kunststoffkanal



GIUNZIONE CANALINA

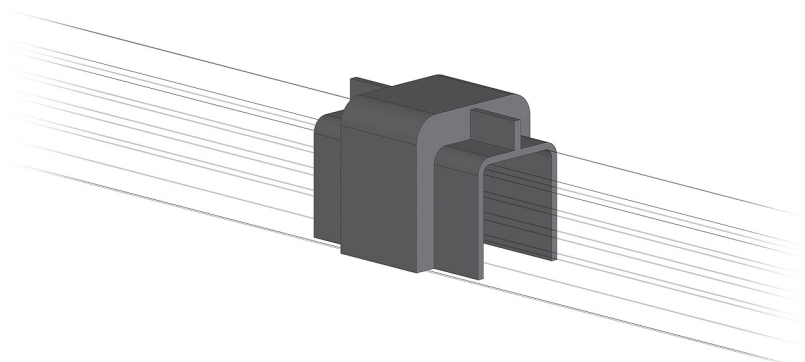
CHANNEL JOINT
 UNIÓN CANALETA
 JONCTION CANIVEAU
 KANALVERBINDUNG



| CODICE | Note | g |
|--------------------|---|----|
| 900.501.040 | Giunzione tra barre - Joint between bars - Unión entre barras - Jonction entre barres - Verbindung zwischen Stangen | 96 |

Plastica

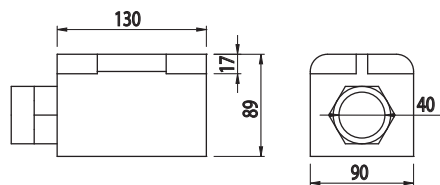

Plastic - Plastique
 Plástico - Kunststoff





ALIMENTAZIONE CANALINA

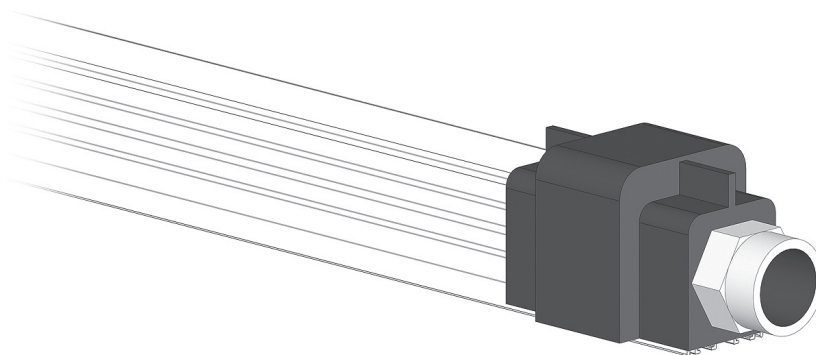
CHANNEL FEED
ALIMENTACIÓN CANALETA
ALIMENTATION CANIVEAU
KANALVERSORGUNG



| CODICE | Note | g |
|--------------------|--|-----|
| 900.502.040 | 40 A a 4 poli - 4-pole 40 A - 40 A con 4 polos - 40 A à 4 pôles - 40 A 4-polig | 218 |

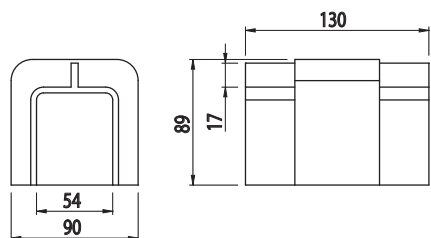

Plastica

Plastic - Plastique
Plástico - Kunststoff



TAPPO CANALINA

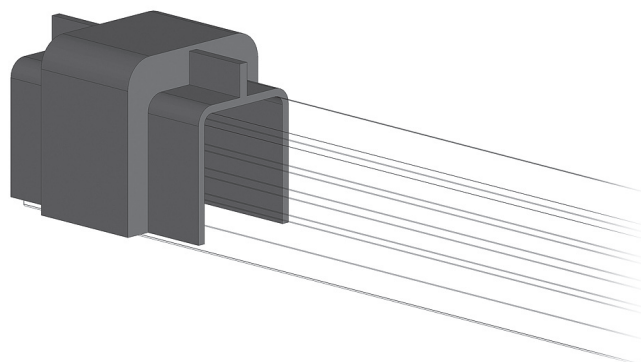
CHANNEL CAP
TAPÓN CANALETA
BOUCHON CANIVEAU
ABDECKKAPPE FÜR KANAL



| CODICE | Note | g |
|--------------------|---|-----|
| 900.503.040 | Terminale di chiusura - End terminal - Terminal de cierre - Terminaison de fermeture - Verschlusskappe | 120 |

Plastica

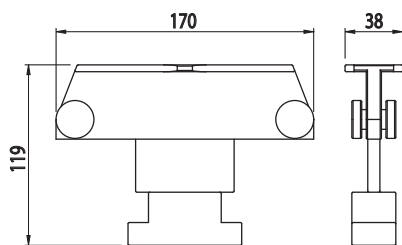

Plastic - Plastique
Plástico - Kunststoff





CARRELLO SCORREVOLE


SLIDING CARRIAGE
CARRO DESLIZANTE
CHARIOT COULISSANT
GLEITSCHLITTEN



| CODICE | Note | g |
|--------------------|---|-----|
| 900.508.040 | Carrello a 4 contatti, 40 A - 4-contact carriage, 40 A - Carro con 4 contactos, 40 A - Chariot à 4 contacts, 40 A - Schlitten mit 4 Kontakten, 40 A | 656 |

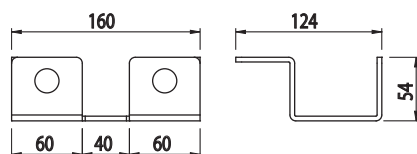

Plastica

Plastic - Plastique
Plástico - Kunststoff



GIUNZIONE CARRELLI

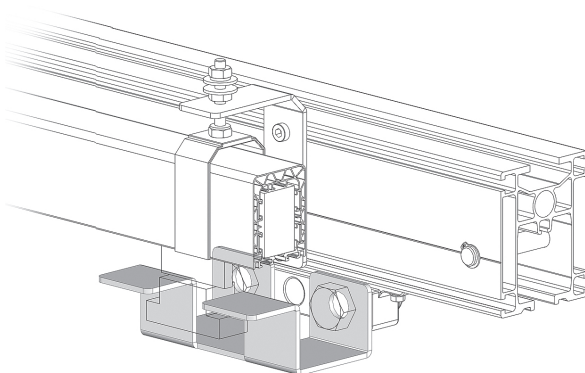
CARRIAGE JOINT
UNIÓN CARROS
JONCTION CHARIOTS
SCHLITTENVERBINDUNG



| CODICE | Note | g |
|--------------------|--|-----|
| 900.504.040 | Staffa di giunzione con carrello 900.200.101 - Joining bracket for 900.200.101 carriage - Estribo de unión con carro 900.200.101 - Bride de jonction pour chariot 900.200.101 - Bügel zur Verbindung mit Schlitten 900.200.101 | 915 |

Acciaio zincato

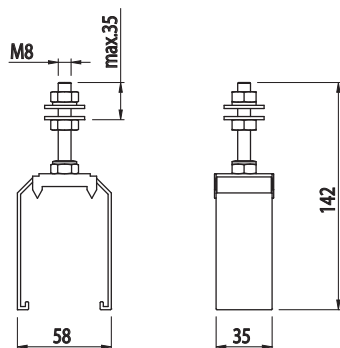

Galvanised steel - Acier zingué
Acero galvanizado - Verzinkter Stahl





SOSPENSIONE FISSA

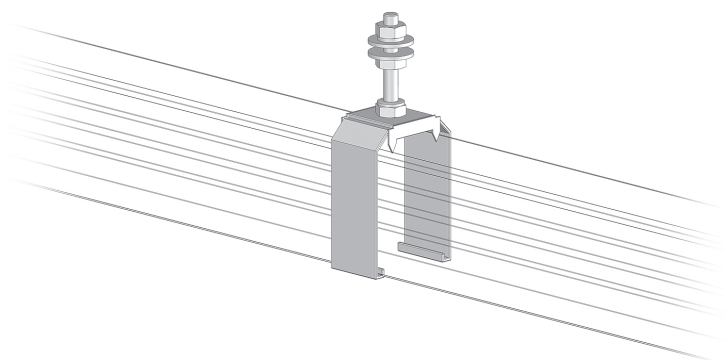
FIXED SUSPENSION
SUSPENSIÓN FIJA
SUSPENSION FIXE
FESTE AUFHÄNGUNG



| CODICE | Note | g |
|--------------------|--|-----|
| 900.505.040 | Per canalina 40A - For 40A channel - Para canaleta 40A - Pour caniveau 40A - Für Kanal 40A | 132 |

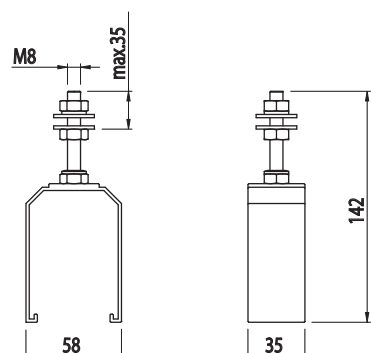

Acciaio zincato

Galvanised steel - Acier zingué
Acero galvanizado - Verzinkter Stahl



SOSPENSIONE SCORREVOLE

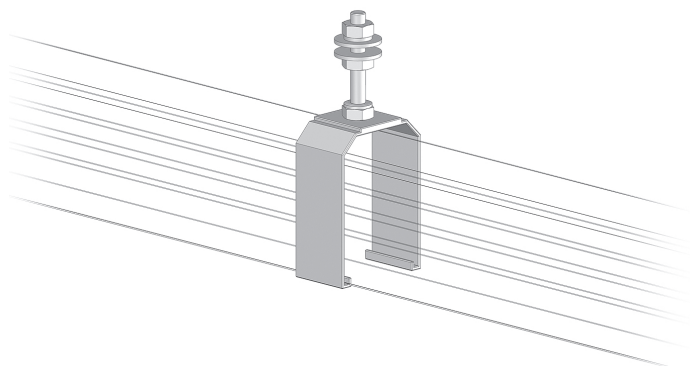
SLIDING SUSPENSION
SUSPENSIÓN CORREDIZA
SUSPENSION COULISSANTE
GLEITAUFHÄNGUNG



| CODICE | Note | g |
|--------------------|--|-----|
| 900.506.040 | Per canalina 40A - For 40A channel - Para canaleta 40A - Pour caniveau 40A - Für Kanal 40A | 132 |

Acciaio zincato

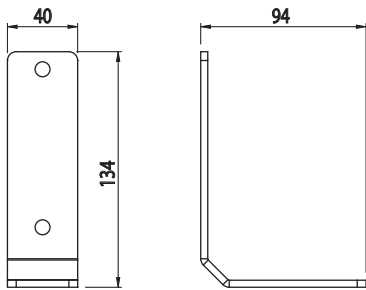
Galvanised steel - Acier zingué
Acero galvanizado - Verzinkter Stahl





STAFFA DI FISSAGGIO

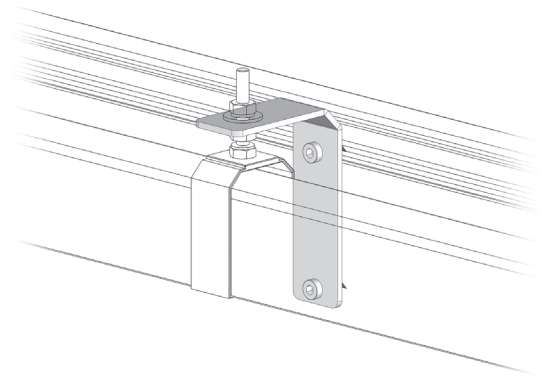
FIXING BRACKET
ESTRIBO DE FIJACIÓN
BRIDE DE FIXATION
BEFESTIGUNGSBÜGEL




| CODICE | Note | g |
|--------------------|---|-----|
| 900.507.040 | Per profili 900.110.090 e 900.180.090 - For profiles 900.110.090 and 900.180.090 - Para perfiles 900.110.090 y 900.180.090 - Pour profilés 900.110.090 et 900.180.090 - Für Profile 900.110.090 und 900.180.090 | 295 |

Acciaio zincato

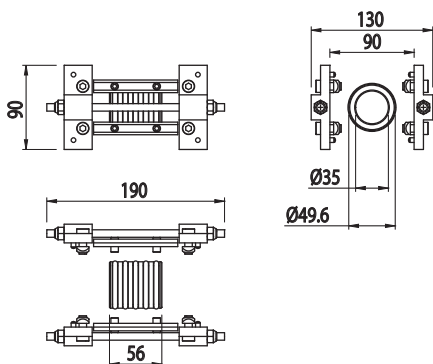
Galvanised steel - Acier zingué
Acero galvanizado - Verzinkter Stahl



GIUNZIONE PNEUMATICA INTERMEDIA
 INTERMEDIATE PNEUMATIC JOINT
 UNIÓN NEUMÁTICA INTERMEDIA
 JONCTION PNEUMATIQUE INTERMÉDIAIRE
 PNEUMATISCHE ZWISCHENVERBINDUNG



| CODICE | Note | g |
|--------------------|---|-----|
| 900.400.102 | Adatta ai profili 900.135.091 e 900.180.090 - Suitable for profiles 900.135.091 and 900.180.090 - Apto para los perfiles 900.135.091 y 900.180.090 - Adaptée au profilés 900.135.091 et 900.180.090 - Geeignet für Profile 900.135.091 und 900.180.090 | 550 |



Smussare 1,5x45° il Ø50 del profilo
 Bevel the Ø50 of the profile at 1,5x45° -
 Biseauter le Ø50 du profilé à 1,5x45° -
 Biselar el Ø50 del perfil a 1,5x45° - Den
 Ø50 des Profils 1,5x45° abschrägen

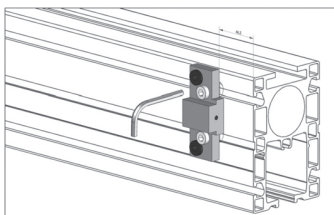
Posizionare la maschera di foratura 900.400.106 e forare le sedi per le spine di sicurezza. Ripetere le operazioni su entrambe le barre.

Position the drilling template 900.400.106 and drill out for the safety pins. Repeat the operations on both bars.

Colocar la plantilla de taladrado 900.400.106 y taladrar los alojamientos para los pasadores de seguridad. Repetir las operaciones en ambas barras.

Positionner le gabarit de perçage 900.400.106 et percer les logements des goupilles de sécurité. Répéter les opérations sur les deux barres.

Die Bohrmasken 900.400.106 positionieren und die Sitze für die Sicherheitsstifte bohren. Die Arbeiten an beiden Stangen wiederholen.



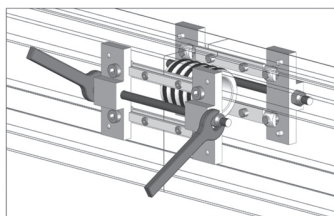
Inserire l'altro profilo sul quale vengono installati gli altri tasselli e serrare i dadi.

Insert the other profile where the other blocks are to be installed and tighten the nuts.

Colocar el otro perfil, montar en él los otros soportes y apretar las tuercas.

Introduire l'autre profilé sur lequel sont installées les autres chevilles et serrer les écrous.

Das andere Profil einsetzen, an dem die anderen Dübel montiert werden, und die Muttern festziehen.



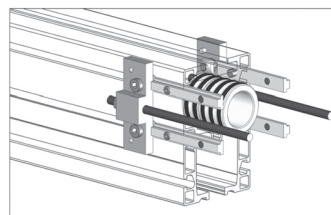
Inserire il manico di giunzione, le giunte lineari e i tasselli di serraggio su uno dei due profili.

Insert the equal union, the linear joints and the closing blocks on one of the two profiles.

Colocar el manguito de unión, las uniones lineales y los soportes de apriete en uno de los dos perfiles.

Introduire le manchon de jonction, les joints linéaires et les chevilles de serrage sur un des deux profilés.

Die Verbindungsmuffe, die linearen Verbinder und die Befestigungsdübel an einem der beiden Profile einsetzen.



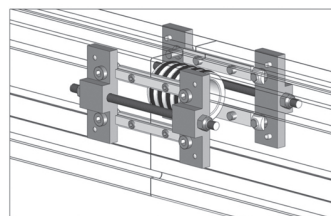
NOTA: nel profilo 900.135.091 è necessario aprire la cava cieca per circa 40 mm dall'estremità del profilo.

NOTE: on profile 900.135.091, the closed slot must be opened by around 40 mm from the end of the profile.

NOTA: en el perfil 900.135.091 es necesario abrir la ranura ciega unos 40 mm desde el extremo del perfil.

NOTE: pour le profilé 900.135.091, il est nécessaire d'ouvrir la rainure sur environ 40 mm à partir de l'extrémité du profilé.

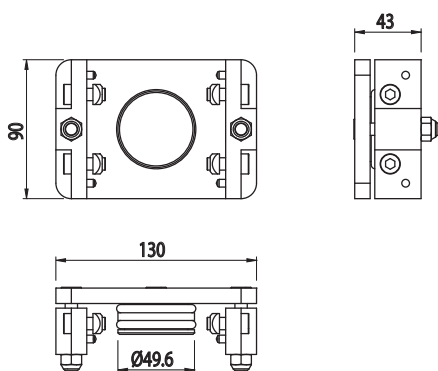

HINWEIS: Beim Profil 900.135.091 muss die Blindnut um circa 40 mm vom Profilenende geöffnet werden.





TAPPO PNEUMATICO

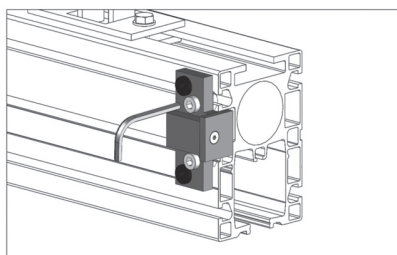
PNEUMATIC CAP
TAPÓN NEUMÁTICO
BOUCHON PNEUMATIQUE
PNEUMATISCHE ABDECKKAPPE



| CODICE | Note | g |
|--------------------|---|-----|
| 900.400.101 | Adatta ai profili 900.135.091 e 900.180.090 - Suitable for profiles 900.135.091 and 900.180.090 - Apto para los perfiles 900.135.091 y 900.180.090 - Adaptée au profilés 900.135.091 et 900.180.090 - Geeignet für Profile 900.135.091 und 900.180.090 | 450 |

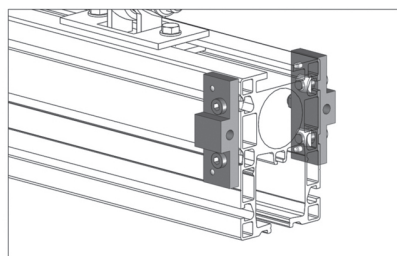
Posizionare la maschera di foratura 900.400.106.

Position the drilling template 900.400.106.
Colocar la plantilla de taladrado 900.400.106.
Positionner le gabarit de perçage 900.400.106.
Die Bohrmaske 900.400.106 positionieren.



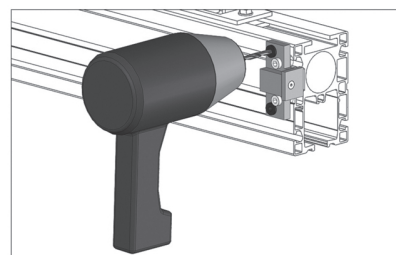
Inserire i tasselli e serrare le viti.

Insert the blocks and tighten the screws.
Colocar los soportes y apretar los tornillos.
Introduire les chevilles et serrer les vis.
Die Dübel einsetzen und die Schrauben festziehen.



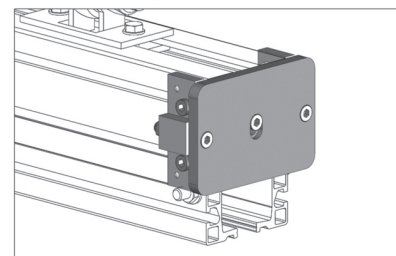
Forare le sedi per le spine di sicurezza. Ripetere le operazioni su entrambe le barre.

Drill out for the safety pins. Repeat the operations on both bars.
Taladrar los alojamientos para los pasadores de seguridad. Repetir las operaciones en ambas barras.
Percer les logements des goupilles de sécurité. Répéter les opérations sur les deux barres.
Die Sitze für die Sicherheitsstifte bohren. Die Arbeiten an beiden Stangen wiederholen.



Inserire il tappo terminale e serrare le viti.

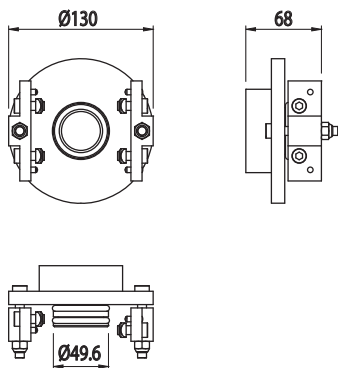

Insert the end cap and tighten the screws.
Colocar la tapa de extremo y apretar los tornillos.
Introduire le bouchon d'extrémité et serrer les vis.
Die Abdeckkappe einsetzen und die Schrauben festziehen.



Smussare 1,5x45° il Ø50 del profilo
Bevel the Ø50 of the profile at 1,5x45° -
Biseauter le Ø50 du profilé à 1,5x45°
Biselar el Ø50 del perfilé a 1,5x45° - Den
Ø50 des Profils 1,5x45° abschrägen

KIT DI ALIMENTAZIONE 2"

2" FEED KIT
 KIT DE ALIMENTACIÓN 2"
 KIT D'ALIMENTATION 2"
 VERSORGUNGSKIT 2"

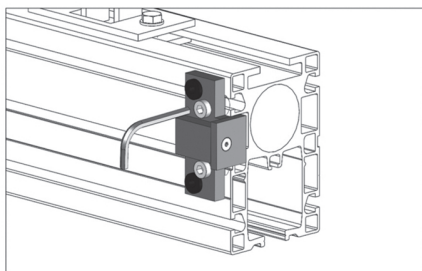


| CODICE | Note | g |
|--------------------|---|-----|
| 900.400.104 | Adatta ai profili 900.135.091 e 900.180.090 - Suitable for profiles 900.135.091 and 900.180.090 - Apto para los perfiles 900.135.091 y 900.180.090 - Adaptée au profilés 900.135.091 et 900.180.090 - Geeignet für Profile 900.135.091 und 900.180.090 | 500 |

Smussare 1,5x45° il Ø50 del profilo
 Bevel the Ø50 of the profile at 1,5x45° -
 Biseauter le Ø50 du profilé à 1,5x45° -
 Biselar el Ø50 del perfilé a 1,5x45° - Den
 Ø50 des Profils 1,5x45° abschrägen

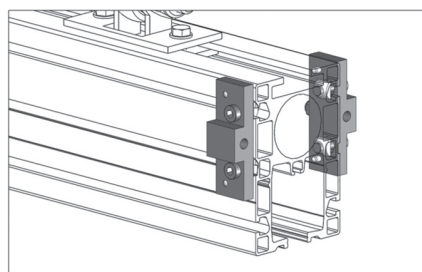
Posizionare la maschera di foratura 900.400.106.

Position the drilling template 900.400.106.
 Colocar la plantilla de taladrado 900.400.106.
 Positionner le gabarit de perçage 900.400.106.
 Die Bohrmaske 900.400.106 positionieren.



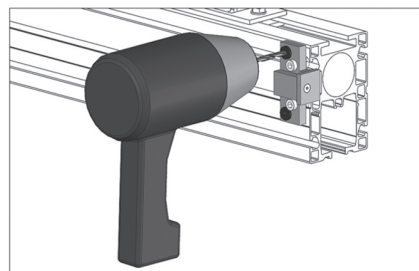
Posizionare la maschera di foratura 900.400.106.

Position the drilling template 900.400.106.
 Colocar la plantilla de taladrado 900.400.106.
 Positionner le gabarit de perçage 900.400.106.
 Die Bohrmaske 900.400.106 positionieren.



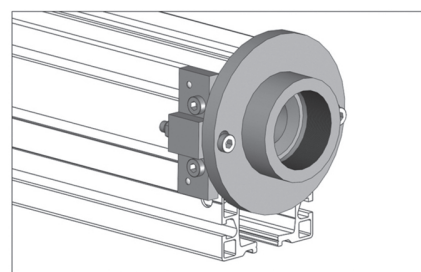
Posizionare la maschera di foratura 900.400.106.

Position the drilling template 900.400.106.
 Colocar la plantilla de taladrado 900.400.106.
 Positionner le gabarit de perçage 900.400.106.
 Die Bohrmaske 900.400.106 positionieren.



Posizionare la maschera di foratura 900.400.106.


Position the drilling template 900.400.106.
 Colocar la plantilla de taladrado 900.400.106.
 Positionner le gabarit de perçage 900.400.106.
 Die Bohrmaske 900.400.106 positionieren.



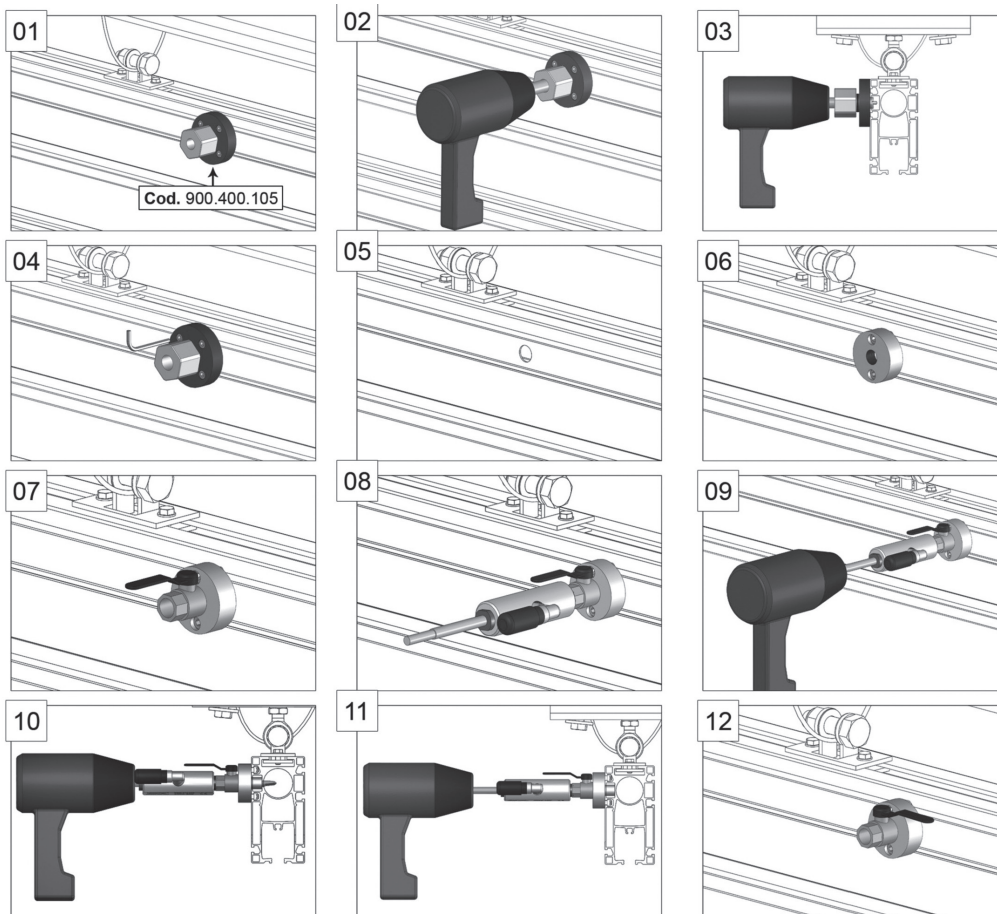


PRESA D'ARIA INTERMEDIA 1/2"

1/2" INTERMEDIATE AIR INLET
TOMA DE AIRE INTERMEDIA 1/2"
PRISE D'AIR INTERMÉDIAIRE 1/2"
PNEUMATISCHER ZWISCHENAUSLASS 1/2"



| CODICE | Note | g |
|--------------------|---|-----|
| 900.400.103 | Adatta ai profili 900.135.091 e 900.180.090 - Suitable for profiles 900.135.091 and 900.180.090 - Apto para los perfiles 900.135.091 y 900.180.090 - Adaptée au profilés 900.135.091 et 900.180.090 - Geeignet für Profile 900.135.091 und 900.180.090 | 110 |



**ATTREZZO FORATURA**DRILLING TOOL
UTENSILIO PARA TALADRAR
OUTIL DE PERÇAGE
BOHRWERKZEUG

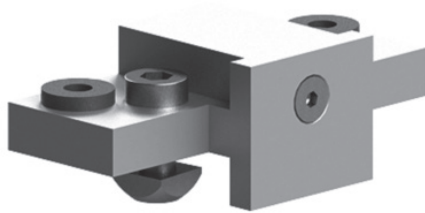
| CODICE | Note | g |
|--------------------|---|-----|
| 900.400.105 | Per presa intermedia - For intermediate inlet - Para toma intermedia - Pour prise intermédiaire - Für Zwischenauslass | 950 |

ATTREZZO FORATURADRILLING TOOL
UTENSILIO PARA TALADRAR
OUTIL DE PERÇAGE
BOHRWERKZEUG

| CODICE | Note | g |
|---------------------|---|-----|
| R208.010.040 | Per presa intermedia su linee in pressione - For intermediate inlet on pressurised lines - Para toma intermedia en líneas a presión - Pour prise intermédiaire sur lignes de pression - Für Zwischenklappe an unter Druck stehenden Leitungen | 676 |

**ATTREZZO FORATURA PER SPINE**

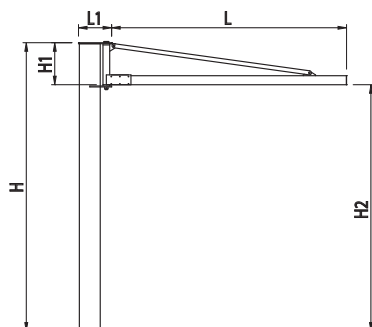
DRILLING TOOL FOR PINS
UTENSILIO DE TALADRADO PARA PASADORES
OUTIL DE PERÇAGE POUR GOUPILLES
BOHRWERKZEUG FÜR STIFTE



| CODICE | Note | g |
|--------------------|---|-----|
| 900.400.106 | Per spine di sicurezza Ø5 mm - For Ø5 mm safety pins - Para pasadores de seguridad Ø5 mm - Pour goupilles de sécurité Ø5 mm - Für Sicherheitsstifte Ø5 mm | 250 |

**GRU A BANDIERA A COLONNA**

PILLAR JIB CRANE
GRÚA PLUMA DE COLUMNAS
POTENCE SUR COLONNE
SÄULENSCHWENKKRAN

**NEW**

| CODICE | ▲Kg | H | H1 | H2 | L | L1 |
|--------------------------|-----|------|------|------|------|-----|
| 900.3000.2000.035 | 35 | 3580 | 580 | 3000 | 2000 | 330 |
| 900.3000.3000.035 | 35 | 3580 | 580 | 3000 | 3000 | 330 |
| 900.3000.4000.035 | 35 | 3580 | 580 | 3000 | 4000 | 330 |
| 900.3000.5000.035 | 35 | 3580 | 580 | 3000 | 5000 | 330 |
| 900.3000.6000.035 | 35 | 3580 | 580 | 3000 | 6000 | 330 |
| 900.3000.2000.050 | 50 | 3580 | 580 | 3000 | 2000 | 330 |
| 900.3000.3000.050 | 50 | 3580 | 580 | 3000 | 3000 | 330 |
| 900.3000.4000.050 | 50 | 3580 | 580 | 3000 | 4000 | 330 |
| 900.3000.5000.050 | 50 | 3580 | 580 | 3000 | 5000 | 400 |
| 900.3000.6000.050 | 50 | 3580 | 580 | 3000 | 6000 | 400 |
| 900.3000.2000.080 | 80 | 3580 | 580 | 3000 | 2000 | 330 |
| 900.3000.3000.080 | 80 | 3580 | 580 | 3000 | 3000 | 330 |
| 900.3000.4000.080 | 80 | 3580 | 580 | 3000 | 4000 | 330 |
| 900.3000.5000.080 | 80 | 3580 | 580 | 3000 | 5000 | 400 |
| 900.3000.6000.080 | 80 | 3580 | 580 | 3000 | 6000 | 400 |
| 900.3000.2000.120 | 120 | 3580 | 580 | 3000 | 2000 | 330 |
| 900.3000.3000.120 | 120 | 3580 | 580 | 3000 | 3000 | 330 |
| 900.3000.4000.120 | 120 | 3580 | 580 | 3000 | 4000 | 400 |
| 900.3000.5000.120 | 120 | 3580 | 580 | 3000 | 5000 | 400 |
| 900.3000.6000.120 | 120 | 3580 | 580 | 3000 | 6000 | 400 |
| 900.3000.2000.200 | 200 | 3580 | 580 | 3000 | 2000 | 400 |
| 900.3000.3000.200 | 200 | 3580 | 580 | 3000 | 3000 | 400 |
| 900.3000.4000.200 | 200 | 3580 | 580 | 3000 | 4000 | 400 |
| 900.3000.5000.200 | 200 | 4080 | 1080 | 3000 | 5000 | 425 |
| 900.3000.6000.200 | 200 | 4080 | 1080 | 3000 | 6000 | 425 |

Acciaio, alluminio anodizzato

Steel, anodised aluminium - Acier, aluminium anodisé

Acero, aluminio anodizado - Stahl, eloxiertes Aluminium

Altri modelli a richiesta

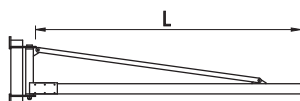

Other models on request - Autres modèles sur demande

Otros modelos bajo solicitud - Weitere Modelle auf Anfrage



GRU A BANDIERA A PARETE

WALL-MOUNTED JIB CRANE
GRÚA PLUMA MURAL
POTENCE MURALE
WANDSCHWENKKRAN



NEW

| CODICE | ⚖️ Kg | H | H1 | H2 | L | L1 |
|---------------------|-------|---|----|----|------|----|
| 900.2000.035 | 35 | - | - | - | 2000 | - |
| 900.3000.035 | 35 | - | - | - | 3000 | - |
| 900.4000.035 | 35 | - | - | - | 4000 | - |
| 900.5000.035 | 35 | - | - | - | 5000 | - |
| 900.6000.035 | 35 | - | - | - | 6000 | - |
| 900.2000.050 | 50 | - | - | - | 2000 | - |
| 900.3000.050 | 50 | - | - | - | 3000 | - |
| 900.4000.050 | 50 | - | - | - | 4000 | - |
| 900.5000.050 | 50 | - | - | - | 5000 | - |
| 900.6000.050 | 50 | - | - | - | 6000 | - |
| 900.2000.080 | 80 | - | - | - | 2000 | - |
| 900.3000.080 | 80 | - | - | - | 3000 | - |
| 900.4000.080 | 80 | - | - | - | 4000 | - |
| 900.5000.080 | 80 | - | - | - | 5000 | - |
| 900.6000.080 | 80 | - | - | - | 6000 | - |
| 900.2000.120 | 120 | - | - | - | 2000 | - |
| 900.3000.120 | 120 | - | - | - | 3000 | - |
| 900.4000.120 | 120 | - | - | - | 4000 | - |
| 900.5000.120 | 120 | - | - | - | 5000 | - |
| 900.6000.120 | 120 | - | - | - | 6000 | - |
| 900.2000.200 | 200 | - | - | - | 2000 | - |
| 900.3000.200 | 200 | - | - | - | 3000 | - |
| 900.4000.200 | 200 | - | - | - | 4000 | - |
| 900.5000.200 | 200 | - | - | - | 5000 | - |
| 900.6000.200 | 200 | - | - | - | 6000 | - |

Acciaio, alluminio anodizzato


Steel, anodised aluminium - Acier, aluminium anodisé

Acero, aluminio anodizado - Stahl, eloxiertes Aluminium

Altri modelli a richiesta

Other models on request - Autres modèles sur demande

Otros modelos bajo solicitud - Weitere Modelle auf Anfrage




INDICE

INDEX
ÍNDICE
INDEX
INDEX



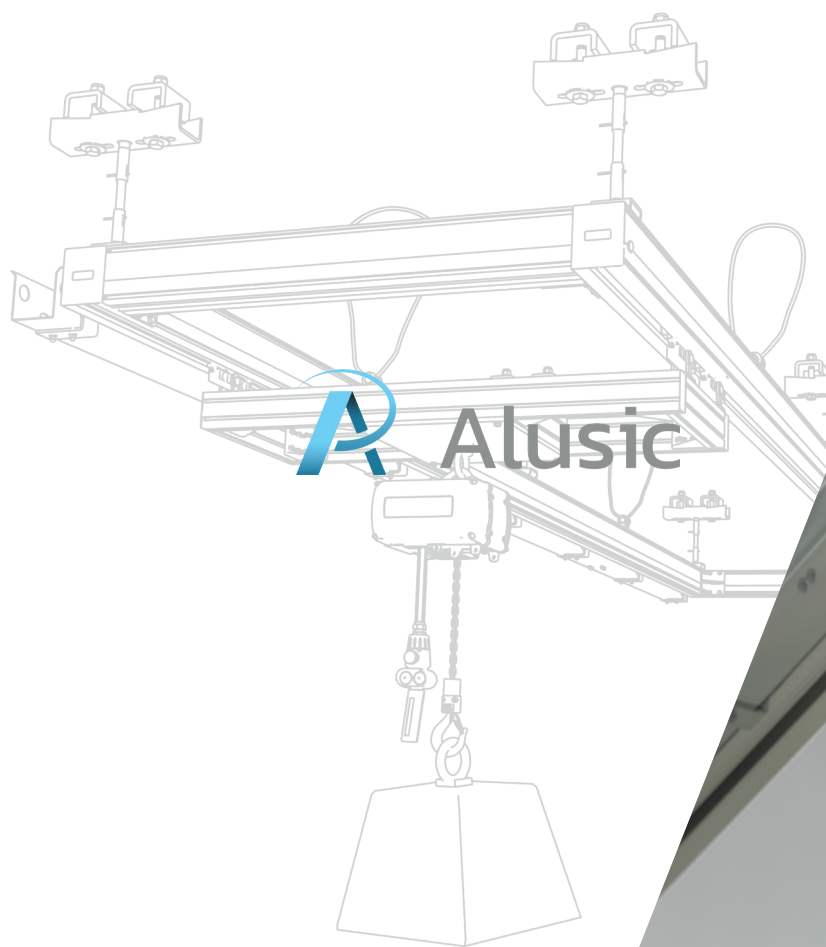
| COD. | PAG. | COD. | PAG. | COD. | PAG. |
|------------------|------|-------------------|------|-------------------|-------|
| 084.101.034 | 7 | 900.100.109 | 52 | 900.3000.2000.200 | 76 |
| 084.101.035 | 7 | 900.100.111 | 37 | 900.3000.3000.035 | 76 |
| 084.101.039 | 12 | 900.100.112 | 38 | 900.3000.3000.050 | 76 |
| 084.101.052 | 16 | 900.100.113 | 36 | 900.3000.3000.080 | 76 |
| 084.530.001 | 23 | 900.100.114 | 36 | 900.3000.3000.120 | 76 |
| 084.530.002 | 23 | 900.100.115 | 37 | 900.3000.3000.200 | 76 |
| 084.530.003 | 24 | 900.100.116 | 40 | 900.3000.4000.035 | 76 |
| 084.530.004 | 24 | 900.100.117 | 38 | 900.3000.4000.050 | 76 |
| 084.530.005 | 25 | 900.100.118 | 40 | 900.3000.4000.080 | 76 |
| 084.530.006 | 25 | 900.100.119 | 42 | 900.3000.4000.120 | 76 |
| 084.530.007 | 26 | 900.100.121 | 41 | 900.3000.4000.200 | 76 |
| 084.535.001 | 12 | 900.100.122 | 54 | 900.3000.5000.035 | 76 |
| 084.535.002 | 13 | 900.100.123 | 41 | 900.3000.5000.050 | 76 |
| 800.019.032 | 21 | 900.1000.014 | 55 | 900.3000.5000.080 | 76 |
| 800.019.033 | 21 | 900.1000.028 | 56 | 900.3000.5000.120 | 76 |
| 800.019.101 | 16 | 900.110.090 | 30 | 900.3000.5000.200 | 76 |
| 800.019.102 | 17 | 900.125.028 | 55 | 900.3000.6000.035 | 76 |
| 800.019.103 | 18 | 900.135.090 | 32 | 900.3000.6000.050 | 76 |
| 800.019.104 | 18 | 900.135.091 | 31 | 900.3000.6000.080 | 76 |
| 800.019.107 | 20 | 900.180.090 | 33 | 900.3000.6000.120 | 76 |
| 800.019.108 | 19 | 900.200.101 | 43 | 900.3000.6000.200 | 76 |
| 800.019.109 | 17 | 900.200.102 | 43 | 900.400.001 | 29 |
| 801.001.001 | 8 | 900.200.103 | 44 | 900.400.002 | 30 |
| 801.001.002 | 8 | 900.200.201 | 44 | 900.400.003 | 31 32 |
| 801.001.003 | 9 | 900.200.202 | 45 | 900.400.004 | 33 |
| 900.001.001 | 56 | 900.200.301 | 45 | 900.400.011 | 34 |
| 900.001.002 | 56 | 900.200.302 | 46 | 900.400.012 | 34 |
| 900.040.060 | 58 | 900.200.303 | 46 | 900.400.013 | 34 |
| 900.040.060.100 | 60 | 900.2000.035 | 77 | 900.400.101 | 71 |
| 900.040.060.2000 | 58 | 900.2000.050 | 77 | 900.400.102 | 70 |
| 900.040.060.3000 | 59 | 900.2000.080 | 77 | 900.400.103 | 73 |
| 900.040.060.4000 | 59 | 900.2000.120 | 77 | 900.400.104 | 72 |
| 900.060.100 | 60 | 900.2000.200 | 77 | 900.400.105 | 74 |
| 900.060.100.100 | 62 | 900.250.028 | 55 | 900.400.106 | 75 |
| 900.060.100.200 | 63 | 900.300.101 | 48 | 900.400.107 | 50 |
| 900.060.100.2000 | 61 | 900.300.102 | 49 | 900.4000.035 | 77 |
| 900.060.100.3000 | 61 | 900.300.103 | 51 | 900.4000.050 | 77 |
| 900.060.100.4000 | 62 | 900.3000.035 | 77 | 900.4000.080 | 77 |
| 900.090.060 | 29 | 900.3000.050 | 77 | 900.4000.120 | 77 |
| 900.100.101 | 35 | 900.3000.080 | 77 | 900.4000.200 | 77 |
| 900.100.102 | 39 | 900.3000.120 | 77 | 900.500.014 | 55 |
| 900.100.103 | 42 | 900.3000.200 | 77 | 900.500.028 | 55 |
| 900.100.105 | 39 | 900.3000.2000.035 | 76 | 900.500.040.2000 | 64 |
| 900.100.106 | 53 | 900.3000.2000.050 | 76 | 900.500.040.3000 | 64 |
| 900.100.107 | 53 | 900.3000.2000.080 | 76 | 900.500.040.4000 | 65 |
| 900.100.108 | 52 | 900.3000.2000.120 | 76 | 900.5000.035 | 77 |

| COD. | PAG. | COD. | PAG. | COD. | PAG. |
|---------------------|-------------|-------------|-------------|-------------|-------------|
| 900.5000.050 | 77 | | | | |
| 900.5000.080 | 77 | | | | |
| 900.5000.120 | 77 | | | | |
| 900.5000.200 | 77 | | | | |
| 900.501.040 | 65 | | | | |
| 900.502.040 | 66 | | | | |
| 900.503.040 | 66 | | | | |
| 900.504.040 | 67 | | | | |
| 900.505.040 | 68 | | | | |
| 900.506.040 | 68 | | | | |
| 900.507.040 | 69 | | | | |
| 900.508.040 | 67 | | | | |
| 900.6000.035 | 77 | | | | |
| 900.6000.050 | 77 | | | | |
| 900.6000.080 | 77 | | | | |
| 900.6000.120 | 77 | | | | |
| 900.6000.200 | 77 | | | | |
| R208.012.040 | 74 | | | | |





KS LINE
ED. 14 APR 2021



ALUSIC S.R.L.

VIA BOLOGNA, 10/A - 12084 - MONDOVI (CN) - ITALY

TEL.: (+39) 0174.55.29.49 - FAX: (+39) 0174.47.975

SKYPE: sic.com - MAIL: contact@alusic.com

www.alusic.com

copyright - 04/2021